

THE TRANSPORTER

THE OFFICIAL NEWSLETTER OF LIMBO;
THE LATE MODEL BUS ORGANIZATION, INTERNATIONAL

Volume 21, Issue #4

July/August 2008



Converse founded in 1908 is using VW Buses to celebrate its Centennial Year.

These buses are at a shopping mall in Malaysia.

source:
www.germancarblogger.com

**WELCOME TO THE
CONVERSE CENTURY!**

★ INSIDE ★ ★ THIS ISSUE ★

FEATURE ARTICLES:

- May & June Event and Show Recaps p. 4
- Cookin' Over the Campfire p. 7
- Member Spotlight p. 13
- Tech Corner p. 14
- Parting Shots p. 16

REGULAR COLUMNS:

- Views Through the Windshield p. 2
- Limbo Letters p. 3
- The Swap Area p. 6
- LIMBO Mart p. 8
- Coming Events p. 10
- Local Reps and Specialists p. 13
- Welcome New Members p. 16



The Transporter Volume 21, Issue 4

The Transporter is published 6 times per year by the Late Model Bus Organization, International. **Deadline for next issue: Sept. 1, 2008**

The Late Model Bus Organization, International is dedicated to the maintenance, restoration, and improvement of post-'67 VW Type II's including Vanagons & Eurovans! The only prerequisite to join is your enthusiasm for these great vehicles.

Membership in LiMBO (which includes a subscription to The Transporter) is \$25 per year (\$30 US funds from US bank for non-US members), 2 years is only \$48 (\$58). Make checks payable to LiMBO. PLEASE direct correspondence to the appropriate address listed below:

Newsletter Editorials/Article Submissions

c/o Andrea Rasso
35 Sharp Street
Patchogue, NY 11772
editor@limbobus.org

Associate Editor: Events
Linda Manion & Tom Power
events@limbobus.org

LiMBO Mart Coordinator
John Jordan
55 Cherry Street,
Northboro, MA 01532
john_jordan@charter.net

Contributing Editors

Bill Dummitt
bill@campinginthe parks.com
Nevin Lescher: nesu@cox.net
Jerry Spellman: jspellman@loy.org
Gary Byers:
ary.byers@us.army.mil

Membership/Address Change
Steve Paine
13 Cobblestone Road
Barnstable, MA 02630
nuvi@capecod.net

New Members Back Issues

Dale Ward
9 Golden Hill Ave.
Shrewsbury, MA 01545
limbobus2002@aol.com

Website/Internet
Philip Dlugolecki
LiMBO@limbobus.org

Club Officers

President

Jim DiGennaro
34 Summer St.
Adams, MA 01220
(508) 842-2121
mrlimbo@limbobus.org

Treasurer
Glen Smith
30089 Hickory Drive
Mechanicsville, MD 20659
cmoney@mail.ameritel.net

Secretary

Mike Guilfoil
10 Meadow Parkway
Franklin, MA 02038
m.guilfoil@verizon.net

Back issues of the Transporter are \$4.00 per copy. Some issues are available as photocopies only. Some more recent issues are available online at www.LiMBObus.org for \$2.00 per issue.

Although every possible care has been taken to make the information contained herein as complete and accurate as possible, NO LiMBO CLUB MEMBER, PAST OR PRESENT, SHALL BE LIABLE FOR ANY DAMAGES RESULTING FROM THE USE OR MISUSE OF INFORMATION CONTAINED HEREIN. Observe proper safety precautions when working around a vehicle, especially an older vehicle. Pay strict attention to manufacturer's directions, wear safety goggles, gloves, respirators, and proper clothing. With proper care the automotive hobby can be accident free and fun.

LiMBO isn't affiliated with VW of America, VW AG, or Westfalia. 'Vanagon' 'EuroVan'. The VW logo are trademarks of Volkswagen.

Visit us online at: <http://www.LiMBObus.org>
(508) 842-2121

General email: LiMBO@limbobus.org

Copyright 2008 by LiMBO, Inc.

VIEWS THROUGH THE WINDSHIELD

By: Andrea Rasso

Hello Summer!

Compilation of this newsletter was easy with all of the events that have been going on. Keep sending in your recaps and summaries. Road trip recaps are welcome too. Maybe next issue Lori Hilton and family will have a story. Lori, along with daughter Kerri, son Connor, their dog, cat, and bird are on a month long road trip out west in their Eurovan.



Recent events had some stretch limo's in attendance; one originating in Ontario and one in California. Besides Bus Fusion, the California van was spotted at the Jitterbug show. Looking for more information? A Google search found this stretch Vanagon site: <http://www.evcl.com/vw/> filled with a lot of great information for curious Volks (thanks to Nevin for the find).



This month's features include a Tech Corner article by Mark Schuyler on pop-top replacement. Some of you will recall a similar article on the LiMBO website. For anyone wanting to reference that archive, it can still be found at: <http://www.limbobus.org/poptop.htm> (link is also on LiMBO's home page).

At the Buses by the Big Duck campout this year, I had several Surf Bus beach towels to raffle off. Many people inquired as to where they were purchased. They were purchased on line at SB Designs. The link is: <http://www.sbdesigns-beachtowels.com/>

Under Island Style, choose Surf Van.

In closing, I am excited about my impending trip to Alaska July 11-27. We are renting a 30 ft C-Class RV with another couple. No online trip blog this time. I'll be sure to take as many photos of VW's that I run across to upload to the website. Maybe I'll try and contact the Arctic Air Cooled VW Club up and try to coordinate with one of their meetings.

Well, until next time....

Happy Camping.

Andrea

LIMBO LETTERS



Send your LiMBO Letters to:

Andrea Rasso

35 Sharp St.
Patchogue, NY 11772

EDITOR@LIMBObus.org

Andrea,

My wife, daughter and I recently traveled to Oklahoma City on family business. Right in downtown OKC we saw this bus used for advertising for a criminal defense lawyer. I thought it would be a good shot for the newsletter.




Lawyer Bus

Incidentally, although I won't be able to make the June 6-8 event, I spend a fair amount of time in your neighborhood in the summer. We have a place on Fire Island (Seaview), and my daughter attends summer day camp there all summer. It might be fun to compare notes sometime in July or August.

Thanks,
Brad

PS I've also attached a picture of my bus coming off the Auto Train in Orlando a couple of months ago.



Disembarking the Auto Train

Hello Andrea,

Meant to write already after your first issue...great job. Congratulations! And the one just received...even better...like the great variety of topics...

This is Karl here from Ottawa, Canada....1991 Westy, dark blue...same as your bus.

Had Buses by the Big Duck on my tentative list of 2008 events. Unfortunately, it conflicts with the Annual National Leadership Conference of the Kidney Foundation of Canada, where I am a National Board Member. But this will be my last year in that volunteer job.

The upside is that I can make BusFusion for the first time and am looking forward to it...it's only a 45 min drive from home.

The downside of that is that I will not be able to go to Litchfield this year....now that these two events are on the same weekend....maybe Terryville instead....

Hope our paths will cross at least once during the year.

Best wishes to you and Brad...

Cheers,
Karl



MARTY'S DEUTSCHE AUTOHAUS

Sales and Service
New and Used Parts
VW Wrecks Bought & Sold

701 Broadway
Westwood, NJ 07675

(201) 722-1100

SALES · SERVICE · PARTS

The Bus Co.

VOLKSWAGEN BUS SPECIALISTS

PO Box 621 Duvall, WA 98019
(206)523-6525 FAX (206) 524-8868

visit us at:
WWW.THEBUSCO.COM

MAY & JUNE EVENT AND SHOW RECAPS

WESTIES IN THE WOODS

By: Tim Demerest



For the first time I can remember, not a single drop of rain fell on Stokes State Forest during Memorial Day weekend. Luckily for us, New Jersey got it's full supply of May rain in the week before Westies in the Woods. Nothing was left for us but blue skies, with enough puffy clouds to keep the afternoons pleasant. As for the nights, well...lets say that the circle around the campfire was close and cozy, and no one wandered far from the flames in the evening.

There was enough mud along the back end of the field to bog down one bay window bus. With lots of volunteers, a tow rope and another bus, the casualty was pulled out before it sank quite all the way out of sight... it's funny how deep mud seems to attract only the cleanest, shiniest buses (that's why I never wash mine).

Another highlight was an impromptu Vanagon slider and passenger door replacement clinic. Apparently, the only way to attract a bigger crowd (than getting your bus stuck) is to run out to a junkyard for parts and immediately upon return to the campground, start taking your bus apart. If you've ever wondered just how the latch on your sliding door is put together, this was a fine opportunity to see the inner workings.

As usual, I didn't count the buses (someday I'll get better at this event-hosting thing... but it hasn't happened yet). There seemed to be as many buses as last year, but not as many long-distance travelers as usual. I suspect that rising gas prices kept folks closer to home.



The buses arrived, stories were swapped, fires blazed, turkeys roasted, still more stories were told... like all VW campouts, it was like coming home..... and it was over far too soon.

PS – I managed to get through to the state forest office early enough, I've already booked the largest site (group site G) for next Memorial Day weekend. For folks who've been to Stokes before, this is the site all the way on the end near the stream... the one with shade trees around the edges!



BUSES BY THE BIG DUCK

By: Andrea Rasso


John Netsel and Kevin Kruger arrived early Friday morning June 6th, just after my own arrival to help me set up before the rain began. As the day progressed the buses started to roll in, and the rain roll out. A total of 25 buses and VW's camped out with several local VW friends stopping by.



Saturday included a caravan to the Big Duck for photo opportunity. Potluck dinner started off the evening festivities, followed by raffles, kid's prizes and door prizes.

Sadly, Dennis Haynes (the fire tender) was not in attendance, so our fire was not as majestic and notable. In fact, we actually took firewood home with us.

While awards were not presented at the event, I'd like to take the time to give a shout out to: Rich Macensky who fed us all weekend, to everyone who helped watch our new puppy Zoey, and Jamie McMahon who once again was involuntarily hired to sell the raffle tickets.



Longest Distance Travelers: William and daughter Bhavna from Portland, Maine with his bio-diesel Joker edition Vanagon.

The "Never Thought He'd Ever Come" award goes to Frank and Janet Parsick from New Jersey who finally after 8 years of saying they may come, actually did.

Longevity award goes to Tony Pelletier from Dayville, Ct., who has attended all 8 of the BBBB campouts.

Besides our 66 Single Cab, the Oldest Bus award goes to the Medina family from Queens who brought “Stella” their 1967 21 Window Deluxe fully packed out with family, 2 dogs, camp gear and inflatable Spider Man Bounce House.

About the Big Duck

The Big Duck is a historical landmark that was originally built in 1931 by a duck farmer as a kitschy storefront to sell the eggs out of. Owned now by the county, it is now a gift shop.




The Big Duck poses with the VW's

LITCHFIELD BUG IN

By: Nevin Lescher

The 20th annual Litchfield Bug-In was held June 15th, at the Harwinton, CT Fair Grounds. As usual, this all Volkswagen event most likely drew somewhere in the neighborhood of 300 VWs spread over 38 classes plus hundreds of spectators as well as over 100 vendors and swappers. All proceeds from the event goes to local charity, the Bronc Callahan Community Fund, and averages over \$10,000 each year. Transporters, in 4 classes, were well represented especially in the Vanagon class as many LiMBO members displayed their vehicles.



BUGFEST

By Jerry Spellman

Northeast Illinois Volkswagen association (NIVA) with Fox Valley VW of West Chicago, IL, held their BUGFEST



2008 show at which there were cars, swaps, eats, music, and people. Though rain preceded the day, a cool morning with warming sun led into a typical summer storm in early afternoon. But nobody melted. Cars were viewed, spectators were treated, participants voted, club leaders tallied, and awards were made.

There were 18 classes, plus Best Of Show. One class was called “showroom”. Here’s the skinny: winners of last year’s BUGFEST were invited to display their cars in the dealer showroom and participants voted them 1st or 2nd or 3rd awards this year - such a different idea. Fox Valley VW is a relatively new facility, which, by the way, has decorated their showroom walls with enlarged, vintage, ad posters of the past. This was NIVA’s first join up with Fox Valley VW. The grounds were adequate, the building was open, dealer prizes were numerous,



and staff members helpful and hospitable.

All classes received 1st, 2nd, and 3rd awards.

A virtual kaleidoscope of VW’s was on hand to see, from Beetles to New Beetles, air cooled to water cooled, stock to custom, beautiful to ugly. And there were many people on hand to match with similar qualities. Extra treats included a DJ, a food purveyor, door prizes and bountiful take-homes, pleasant sharing with knowledgeable people, and hopeful swappers with mysterious parts.

Many thanks go to the Fox Valley VW folks, to the NIVA officers and volunteers, and to all those participants, spectators, and friends, who had a lot of fun. Lists of show winners are available elsewhere.

Support those local shows far and near.

Additional photos of these events and other past events can be found on the website. If you have attended an event that does not have an event folder to post photos to, contact Phil our webmaster and he will create a folder so you can upload and share your event photos.

THE SWAP AREA

Available or Wanted Submissions

As a member of LIMBO you are entitled to a free classified ad each month. Try to make it 100 words or less, written legibly, and with any abbreviations that can be made (i.e. 147k mi., trans., Westy, PS, PB, A/C, etc.). Include a price if possible, your name, phone #, e-mail (if applicable) and state. Be sure to mail it in time for the next newsletter submission deadline indicate on page 2 of this issue.

Send to: TRANSPORTER CLASSIFIEDS, 35 Sharp Street, Patchogue, NY 11772
email: editor@limbobus.org or via the web: <http://limbobus.org>

Name: _____ Phone () _____

Email: _____ State or (optional) address _____

Description:

✂-----✂-----✂-----✂

FOR SALE:

1978 Volkswagen camper for sale. Fair condition-was running up to about a month ago - needs a starter. We're asking \$3,800 or best offer. Any other questions, please call at 860-648-2414 or email to cliff_williams@cox.net.



FOR SALE:

2.1 liter water-cooled motor 126K. VW replaced heads. Compression 120. Complete. New Alternator. Runs well. I replaced it with a Golf motor. \$450 obo. You can call 1-800-285-1706 or write: Rod Durkin, PO Box 57, Jamaica, VT 05343.

FOR SALE:

Core 2.1 Water-cooled, bad compression and heads leak \$150. I could deliver in New England and or NY. You can call 1-800-285-1706 or write: Rod Durkin, PO Box 57, Jamaica, VT 05343.

WANTED:

VW Camper Kit including propane heater, refrigerator, stove and sink/water system. I am building a 10'x15' remote cabin in Vermont and need such a compact system. I can pick it up and will pay top dollar for such a kit in good condition. You can call 1-800-285-1706 or write: Rod Durkin, PO Box 57, Jamaica, VT 05343.

WANTED:

Seeking brown, vinyl dash pad, very good/better mounted on approx. 84 and later Vanagons. Covers entire dash with small molded- in basin at right end. I have a black one to trade. Call me with condition, location and price.
Paul Kappils, Pennsylvania (30 miles North of Phila.) Email: 900tkapps@MSN.com Phone (215) 249-3743

COOKIN' OVER THE CAMPFIRE

With Rich Macensky; The Flaming Cons Kid

Hey camping buddies a tip for cooking over an open fire. Its an old Boy Scout tip. Put liquid soap on the out side of the pot an the black soot will wash right off



Since its summer lets do a Lobster Boil. I'll make this for a 21 qt pot. What you will need is:

6 lobsters	2 onions	6 ears of corn
1 lb steamers	3 stalks celery	1/4 cup Old Bay seasoning
1 lb mussels	1 lb kielbasa	a bay leaf
1 clove garlic	6 potatoes	salt and pepper to taste.

Oh and I almost forgot a 1 liter bottle of white wine too (make the Lobsters happy).

Ok this takes about 2 hours to cook so you have to get started about the time that happy hour is starting. Ok lets get started. Ply your camping buddies with a beer. Get them to chop the garlic onions and celery. While they do that, get the pot on the fire. Now the pot is heating up offer Them a cocktail and see if they will chop the potatoes. Throw the onions, garlic and celery in the pot for about 10 min. Now put the 1 liter bottle of wine in the pot. Now throw in the kielbasa and the potatoes then the bay leaf with some salt and pepper. Now cover the pot and have a cocktail with everyone that helped. I suggest a Hi-ball (whisky and ginger ale).....Ok , we have had 2 so we are bad. This can take 45min to an hour or when the potatoes are fork tender.

Now get the corn ready and cut it in half and throw that in the pot. Now get the lobsters and Old Bay in the pot with the mussels and steamers. Cook for one more drink. Cover the pot and let the lobsters cook for 10 to 12 min, uncover and make sure the lobsters are a bright red. Put a lobster bib on and enjoy a true New England lobster boil.

I stole this from Paula Dean of the cooking network.

Later, The Con Kid



And now a recipe by fellow LiMBO members Gretchen and Gary Wimer of Pittsburgh, Pa.

My husband & I bought our 1986 VW Vanagon in 1992 for our honeymoon, where we spent 3 weeks driving across the country (Pa. to Calif.). It had almost 100,000 miles on the van when we bought it, & we've taken it "out west" again. The second trip was with our 6 year old son. We were camping in Nebraska & wanted to cook red-glazed pork chops. It gets very, very windy in the middle of Nebraska, & we had a hard time keeping our paper plates on the picnic table. We renamed this recipe "Flying Porkchops".

"Flying Porkchops"

1/3 cup hot-seasoned ketchup
2 tsp. honey
2 tsp. lemon juice
1/4 tsp. cayenne pepper (more or less to taste)
4 center-cut pork chops, each about 1" thick (ours were much thinner, obviously)



Mix together ketchup, honey, lemon juice & cayenne; brush one side of chops generously with sauce. Place chops, sauce side down, on lightly oiled grill about 5" above hot coals (or over high heat on a gas grill). Brush tops of chops with sauce. Cook, turning as needed for even browning & basting often with remaining sauce, until meat is no longer pink in center. This recipe was adapted from Safeway Select magazine.

We still have our beloved van & continue to camp in it often (although closer to home). It has almost 200,000 miles on it now! Thank you for your consideration to include our recipe in The Transporter.

SUBMIT YOUR FAVORITE CAMPFIRE RECIPE (and accompanying story) TO EDITOR@LIMBObus.org

LIMBO MART


Send Check or Money Order to:
LiMBO-mart c/o John Jordan
 55 Cherry St
 Northboro MA 01532
 john_jordan@charter.net
 508-393-0663

Merchandise can also be purchased through our Website using Pay Pal at www.LiMBObus.org

Contact John with any questions or for more info.

NEWLY ARRIVED!! T-SHIRTS IN GREY.

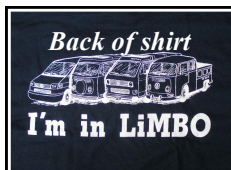
New grey "I'm In Limbo" are slightly different than navy shirts. There is no stripe, but there is the badge on the front, and on the back you have the pictures of the buses. We have all sizes. Pictures not yet available. Contact John for more info or to order!



Last Chance!!

The LiMBO Tee shirts in Navy Blue sold fast, we only have 2 mediums left. LiMBO logo on the front and four buses with "I'm in LiMBO" on the back.

Please specify color (navy or grey) and size of shirt when ordering. \$16.75 shipped to your door.




INVENTORY REDUCTION SALE ON T-SHIRTS

They feature the classic LiMBO Logo on the front pocket and the 'LiMBO Diner' artwork by Chris Brown on the back. They come in Ash Grey and Oceana Green. Come in sizes small through XXL. **Clearance sale** Only \$13.50 delivered to you express mail or \$10 if you catch us at a show. Support the club and wear a comfortable shirt at the same time. **NOTE: At the time of printing, there is ONLY ONE GREEN IN SIZE XL LEFT IN STOCK.**

New LiMBO-mart item... Suncatchers.

If you don't know what a Suncatcher is, it's really the optical version of a wind chime.



Made by Mike Verno of Stonington, Ct. these Suncatchers come in 2 sizes of the 4 most popular Bus/Camper versions (T-1, 2, 3 and 4). Mike machines these out of .125" green tinted plexiglasson with a hi-speed computer controlled profiler. From side profile photos we have supplied of the 4 bus versions.

Here are the selling prices:

- (1) Small Suncatcher (any version) \$6.00 + \$2.00 shipping by First Class Mail.
- Set of (4) Small Suncatchers (4 versions) \$20.00 + \$3.00 shipping by First Class Mail.
- (1) Large Suncatcher (any version) \$10.00+ \$2.00 shipping by First Class Mail.
- Set of (4) Large Suncatchers (4 versions) \$34.00+ \$3.00 shipping by First Class Mail.
- (1) 4" Diameter LiMBO Logo \$10.00 + \$2.00 shipping by First Class Mail.

Shipping will be in a standard 6" X 9" Bubble Pac Envelopes.

These are truly unique collector's items for all Bus, Van and Camper owners and enthusiasts. Hang a small one from the rear view mirror of your Bus. Hang a set of either the small or large ones from your side awning or hang them in a sunlit window in your home. Hang 'em anywhere. They are guaranteed to brighten your day!

LiMBO Stickers

LiMBO Stickers are available. Its black and white and uses the original LiMBO artwork with club web address below. Its two inch in diameter and is static stick for years of use. It can be transferred to a new vehicle. Comes to us from membership coordinator Steve Paine's Business, Cape Cod Impressions. So it has to be good. Price: \$3.00 shipping included.



www.limbobus.org

While supplies last!



The LiMBO Polar Pal

What better way to show your LiMBO allegiance then with this practical can koozie. They'll keep your favorite cold beverage cold (or hot beverage hot). You get a set of 4 for \$16.50. This price includes shipping to your door.

LiMBO Beer Tankards

Heavy Duty 16oz Glass (Beer) Tankards with black & white LiMBO logo, dishwasher proof. You've probably had your favorite microbrew at your local pub in these same glasses and tried to stagger home with one under your coat. But now you can have one of your own! Only \$15.50 per pair (includes shipping).



NEW ON THE LIMBOmart
The LIMBO HATCHstix
 '73-'79 Bus, '80-'91 Vanagon

This Strut props the rear hatch open on your WESTFALIA to provide adequate ventilation. It is 10" long and fits between the current lock assembly. This is a re-design of Jim Harvey's original version.

Not Stocked - Special Order Only \$12.50 includes shipping

LiMBOclox

These clocks are ready for immediate shipping. Order yours now. The cost is \$15.50 which includes shipping. Choice of black or white frame. Please indicate color when ordering.



BOOK DEALS!

Dometic Vanagon Refrigerator Repair Manual

LiMBO has acquired the complete repair and part number manual for the Dometic Westfalia Refrigerator; 26 pages; photocopied and spiral bound. This 'unofficial' VW dealer version covers lighting propane, operation, service and troubleshooting with fully detailed pictures. Complete resource to complete all repairs. Also includes VW tech bulletins updates. Price: \$13.00 (includes shipping).

Eurovan Winnebago Repair Manual

LiMBO has also acquired the complete repair manual for the Eurovan Winnebago. 132 pages. Lots of good information to fix the Winnebago camper equipment. Including; fridge, furnace, electrical and plumbing. Only \$20.00 (includes shipping).

NOW AVAILABLE ON THE LIMBOmart

"The LiMBO CAP"
 A Solid Six-Panel Pigment-Dyed Cap
 Embroidered LiMBO Logo, One Size Fits All

Colors shown: RASPBERRY, NAVY, DECK BLUE, IVY, PINE

Only \$19.50: Includes shipping to your door by Priority Mail

Daryl Christensen
 (425) 788-4070
 aaatransaxle.com

P.O. Box 546 • 29924 NE 173rd St. Duvall, WA 98019

COMING EVENTS

Coming Events is the place to get your bus or VW related event listed! Please send the vital stats: date, time, location, activities, costs, and contact person/phone number or address.

Plan ahead and list your event early for maximum participation.

For more information on any event, please contact:

**Tom & Linda, the event coordinators, at:
volkswagenri@cox.net, or events@limbobus.org.**

Remember, participation in any LiMBO event or activity is strictly voluntary and at one's own risk.

July 2008

****July 25-27 (Fri-Sun) Portsmouth, RI Buses in the Bay** at the Melville Campground 181 Bradford Ave (off Rt. 114). Campground is just north of Newport and near the beach! Check in Friday is 11AM to 8PM, and check out is 11AM Sunday. You will need to call (401) 682-2424 to make reservations between 10AM and 5 PM only! (The campground does not take reservations by email.) As soon as the campground opens for the season, we will find out what the camping rate will be this year. When you make your reservation, tell them you are with LiMBO. We have the "Safari Field". After calling in your reservation you must mail a deposit to hold your reservation. They do not accept credit cards! PLEASE RESERVE EARLY!!! DON'T MISS OUT!!!! Some of us may have to double up on the electric outlets which is OK with them. This year's cruise will be to Flo's Clam Shack for chowda and cakes as well as fried clams, fish and chips etc. The cruise is at noon on Saturday. Saturday night at 6:30 is the pot-luck followed by the raffle. Raffle proceeds will once again go the water well program in Togo Africa. For more information, contact Coy at 401-254-2350, or coyandlynn83@hotmail.com

Aug 2nd (Sat) Shrewsbury, MA- **Volks-Vair Fair**. This annual show & swap meet is at Heberts Candy Mansion on Rt 20 Shrewsbury. Air cooled only show for VWs and Corvairs. Rain or shine. Trophies to 3rd place. Sponsored by The Bug club and Colonial Corvair Club. Great time, music, food plus great candy and ice cream at the Hebert Candy Mansion. Contact Gerry Anderson: 603-898-2874.

Aug 2nd (Sat) **Maine Show Caravan**. This informal caravan will begin in Shrewsbury right after the Volks-Vair fair (about 3 PM) and travel to the Vacationland VW show for the VW show there on Sunday. A dinner stop along the way near Portland other stops if needed. (details about each VW show previous and below). Meet at the DJ booth. More info: Contact Jim 413-743-1814 or email: mrlimbo@limbobus.org

Aug 3rd (Sun) Windsor, ME- **Vacationland VW Assoc. Annual VW Show and Swap Meet**. Swap meet, food, music and fun. Stereo sound off, balloon toss, games for kids Plus matchbox racers. Camping on grounds the night before. For info contact: <http://users.adelphia.net/~vacvw/> or eMail: vacvw@adelphia.net

Aug 10 (Sun) Terryville, CT **17th Annual Terryville Bug-A-Fair**. Large all VW show and swap meet at the Lions Club Fairgrounds, 129-176 Town Hill Road. Engine blow, RV races, games for the kids, music, food, and fun! Camping on the grounds the night before. Contact Chuck Piconski at 860-283-5256 or email vwsplitman@sbcglobal.net

Aug 17 (Sun) Vallejo, CA - **.Nor-Cal Bus Fest III** at the Solano County Fairgrounds. This display and swap event is open to ALL Volkswagen buses and trucks, regardless of year, model or condition. Held on the tree-shaded lawns of the fairgrounds, the inaugural event in 2007 featured 147 buses and trucks, from daily drivers to full restorations and everything in between. General admission



Whitey Washam - Owner
Telephone: (828) 684-0684

German Automotive

Highway 25, P.O. Box 517, Fletcher, North Carolina 28732

*Specializing in Air and Water Cooled
Stock & High Performance Parts & Accessories
Complete Machine Shop Services*



Mitzi Koninis
Graphic Designer
Production Supervisor

**KONICA MINOLTA
BUSINESS SOLUTIONS U.S.A., INC.**
550 Marshall Phelps Road
Windsor, CT 06095
Phone: 860-683-2222 x2435
Fax: 860-902-7466
Cell: 860-490-6083
Email: koninism@kmb.s.konicaminolta.us
URL: <http://kmb.s.konicaminolta.us>

is only \$10 per adult which includes entry, space to display or sell your Type II and/or swap parts. For details and photos of the 2007 event, please visit www.busfest.net

Aug 17 (Sun) Hampton, IL- **Bi-State VW's 13th Annual Show & Shine Picnic** at Empire Park. Registration 8:00 a.m. - 12:00 noon. Free Entry - Donations accepted, all proceeds go to charity. Best of the Bunch Awards. Awards presented at 3:00 p.m. There will be dash plaques, door prizes, and a swap meet. Camping is available at nearby Illiniwek Park. Directions: From I-80, take Highway 84. Follow Highway 84 to Hampton, IL. Hampton / Empire park is located on the Hampton / East Moline border right next to the Mississippi river and bike path. For further information contact Bill Case (309) 654-2324 or Phil Vernon (563) 386-8205.

Aug 29-Sept 1 (Fri-Mon) Bloomsburg, PA **Kampers Near Knoebels VIII** at the [Indian Head Campground](http://www.indianheadcampground.com). Come share in the annual Labor Day Weekend VW Bus/Corvaire Van antics again this year in Pennsylvania's beautiful coal region. The campground is located along the Susquehanna River and offers boating, fishing, and hiking trails. The campground have restrooms, showers & camp store. Event activities include evening campfires, Friday evening ice cream social, Saturday morning caravan to Knoebels Amusement Resort, Sunday morning potluck brunch, biking, hiking, canoeing, kayaking, and talking vans! Campground rates per family (whether sharing sites or not) are \$23 per night in the group site or \$25 per night for sites with W/E. For W/E sites, request sites in "section A" to be close to group activities. Contact the campground at 570-784-6150 for reservations. **Directions:** From Interstate-80, take the Buckhorn Exit #232. Follow Route #42 south about 3 miles to the campground. For more information, contact kampersnearknoebels@verizon.net You can also visit the website: www.geocities.com/bens_bus/knk.htm

September 2008

Sept 5-7 (Fri-Sun) **Buses by the Buoy '08 Event will be held at: Saltwater Farms Campground, Thomaston, Maine. Phone #207-354-6735. Thomaston is approximately six miles south of the port of Rockland and 15 miles south of Camden/Rockport. Event is organized by Michael and Sheila King: vacvw@adelphia.net

Sept 20-21 (Sat-Sun) Flanders, NJ **All Air-Cooled Gathering** hosted by the Central Jersey Volkswagen Society and the Swim and Sport Club located at 272

Emmans Rd. Come spend an all air-cooled VW weekend at this pastoral setting Gates will open at 2:00 pm on Saturday for camping, and VW camaraderie, and again at 8:00 am on Sunday for the show and swap meet. Everyone is welcome to enter the show, daily drivers to show cars. As long as it's an air-cooled VW, it's welcome. All proceeds will go to the Jonathan Fund. A fund set up to help aid the family of Jonathan Ferguson, a local Flander's boy who was born with a debilitating medical condition. Trophies – Dash Plaques – Raffle Prizes – On-site bar and kitchen. The food is great and everything is reasonably priced. No need to bring your own food! Admission: Entrance to the show on Sunday – \$10.00; Swap Meet Space on Sunday [includes one pass to the show] – \$20.00; Overnight Camping [including two passes to the show] – \$30.00; Kids 12 and under – FREE! For more information or to help sponsor this event, please e-mail Art Neary at nearybros@yahoo.com or Jeffrey Hicken at jeffrey@cjvws.com or 908-377-5577

Sept 21 (Sunday)- **Folding Party, 10 AM, at the home of Carolyn and John Jordan in Northboro, MA. This house is rapidly becoming the official LiMBO party house. Once you see it, you'll understand! So come help us get the newsletter out and enjoy the surroundings, it's worth the trip! Details to follow. John's email is john_jordan@charter.net

Sept 25-28 (Thurs-Sun) Berlin, MD- **Pony Pitch Campout** on Assateague Island, about 20 minutes from Ocean City MD. Go camping at Maryland's only ocean park located on a barrier island bordered on the east by the Atlantic Ocean and on the west by Sinepuxent Bay. You'll be camping RIGHT ON THE BEACH!! There are 2 miles of ocean beaches that offer swimming, beachcombing, sunbathing, surfing and fishing. The campground includes beach houses and hot showers. Further details about event activities as they become available, but may include a pot luck supper and a trip to a local BBQ stand. The event is sponsored by the Full Moon Bus Club. The website for Assateague State Park is <http://www.dnr.state.md.us/publiclands/eastern/assateague.html> The park phone number is (410)641-2120. Call 1-888-432-CAMP(2267) for reservations. **Note change of location:** This year, the event will be in "D" loop, and "C" and "E" loops will be secondary locations. Please remember this when you make your reservations, and you can make reservations NOW! These are not w/e sites. If you require these services, the closest sites are in "H" loop. Also, please note these rules about the campsites: no more than one wheeled sleeping unit per site. A Bus/camper is one, a

Continued on page 12

Continued from page 11

pop-up trailer is one. A passenger bus is not one. There are permitted a total of three sleeping units per site. You can have one bus or trailer and two tents, or three tents. There is a grocery store and a Wal-Mart in Ocean City if you need supplies. The contact person for the event is Ted Wojton: medicted@gmail.com or 610-960-4980. He will be camping in site D24.

October 2008

October 10-12 (Fri-Sun, Columbus Day Weekend) Watkins Glen, New York - **Westies at Watkins 2008. This is the seventh annual LIMBO family campout. Discover the beauty of the Watkins Glen Gorge and beautiful surrounding Finger Lakes Region of New York. Activities for all including hiking, caravanning, wine tasting, and campfire festivities. Campout is near the clubhouse at Watkins Glen State Park. For directions or more details and information on the campout, contact Joel B.Cort of the Empire State VW Camping Club at jcort@rochester.rr.com or (585)-377-4161

October 12 (Sunday) Brookline, MA - **The 23rd Annual Transporterfest Volkswagen Day at the Larz Anderson Auto Museum. **Please note- this is a NEW date.** This is a fun filled day of VWs, with the emphasis on buses, vans, and transporters. All VWs are welcome though; from 1946 through current models. Held on the historic and beautiful grounds of Larz Anderson Park, in front of the original carriage house, which is now a car museum. Food, fun, friends and plenty of great prizes are available. Pre-registration not necessary. Just come enjoy the day! Hours are 9am to 4pm. Vehicle registration: \$12. New parts vendors: \$25, used parts: \$15. Vehicle registration includes museum admission for 2 adults and kids. Saturday night camping location to be determined. Contact Stan via e-mail: stan.wohlfarth@bentleypublishers.com or phone 508-651-3502 Directions to the show and museum details are available here: <http://www.larzanderson.org>

October 17-19 (Fri-Sun) Lenhartsville, PA - **Kampers on the Rocks** at the Blue Rocks Campground. www.bluerockscampground.com sponsored by the Kampin Kombi VW Group. Activities include a cruise to Cabela's, Crystal Caverns, Hawk Mountain, hayride & pumpkin picking, winery tour, junkyard crawl, and Saturday night sauerbraten dinner. For reservations call 610-756-6366

and tell them you are with the VW group. For more information, go to the event website: www.geocities.com/kampinkombi Any questions, contact Patricia and Matthew Miller 908-638-8028 or email kampinkombi@yahoo.com

October 19 (Sunday) starting in Simsbury, CT - **The CVA's 10th Annual Fall Foliage Cruise**, held rain or shine. Meet at 9am at The Simsbury Fireman's Clubhouse. Cruise will wind through the scenic roads of Connecticut with a few stops along the way. Please bring a picnic lunch. There will be a dinner after the cruise for those that are interested. Come and enjoy the colors of fall with us. For additional info please contact: Jeremy Clayton (860) 539-9704 vwbus@excite.com or Joe Hughes (203) 982-6257 vwjoehughes@yahoo.com

October 24-26 (Fri-Sun) Talladega National Forest, Alabama - **The Fifth Annual Alabama Fall Ball** at Turnipseed Hunters Camp. We will have Breakfast Burritos on Saturday Morning and a Potluck dinner that night. Plenty of hiking trails lead out of this camp ground so be sure to pack your hiking boots. Cost is only \$5 a night per bus in the honor box. You can get more details as available at www.bamabusbrigade.com under the events forums.

November 2008

November 23 (Sunday)- **Folding Party at Coy's in Bristol, RI. Take advantage of this opportunity to visit this beautiful and historical Rhode Island town, and help us get out the newsletter! Details to follow. For direction, contact Coy at 401-254-2350, or coyandlynn83@hotmail.com

BOSTON ENGINE

508-358-6264

www.bostonengine.com

Rebuilt Air and Water Cooled Engines
Parts and Machine Shop Service
Customer Tech Support
30 Years Experience

Bob Donalds



MEMBER SPOTLIGHT

Name: Phil Dlugolecki

Current VW: 1984 Westfalia

Other VW's owned in the past: None



Hometown: Yorkville, N.Y. – A suburb of Utica

Occupation: Network Manager (when working) otherwise Limbo webmaster.

Personal Information: I have a daughter Sarah, who is a Junior at Smith College in Northampton, Mass. We are celebrating because this week we got a letter saying she made the Dean's List. Not easy to do. She will be studying her 3 year in Mexico.

History behind your current van: Here is my bus story. My Dad retired from 30 years working for the US Government. He had a good job and was "comfortable" in retirement. He first bought a 24ft travel trailer and a special order car to tow it. He used it for a few years traveling around the US. On a trip to Florida once the car burst into flames burning the travel trailer with it. All gone.

Later. He mentioned once of going to a show somewhere and seeing a VW camper. He liked them. A few weeks later he called and said he bought one. I was annoyed and told him so. I said "Dad, you can afford something better than a puny VW camper. Why sell yourself short?" HE said, "Wait until you see it". Sure enough, when I visited him next, I saw the van and loved it too. I even took the van to my house and did some painting and cosmetic work on it. For the next few years he and my mother camped with it sharing it with their grandchildren. HE let me use it when he wasn't.

As time past I inherited it from him and used it for years taking my daughter on camping trips all around New York State. A favorite of my daughter was camping outside Montreal and going into town to eat and sightsee. In fact, it was in Montreal when my engine blew, but that is another story with a happy ending. I found a wonderful Mechanic (Evan's Garage) who did an excellent job rebuilding the engine.

LOCAL REPRESENTATIVES & SPECIALISTS

Local reps are out there to gather articles and input from other club members in their area, organize local get-togethers, meets, caravans, and recruit new members from their part of the world. LiMBO is here to support them any way we can which strengthens the club. **Remember this is your club too.** If you see a local rep or a specialist you would like to contact, please feel free to get in touch with them. If you don't see a local rep or specialist for your area and would like to become one, let me know at my address on page 2. Thank you. *Tom Power*

Brad Johnson
645 "E" St. SE
Washington, DC 20003-2716
202-543-4123

Fred Garnes
28042 Randolph Rd.
Detroit Lakes, MN 56501
218-847-3973
fcgarnes@yahoo.com

Dennis Haynes
970 Smithtown Ave.
Bohemia, NY 11716
631-563-8248

Steve Paine
13 Cobblestone Rd.
Barnstable, MA 02630
508-362-9877

Glen Smith
"Buses near the Bay"
30089 Hickory Dr.
Mechanicsville, MD 20659
301-884-5461.

Pete Sottnik
300 N. Gardenia Ave.
Broken Arrow, OK 74014
918-258-1401
VWSottnik@cox.net

Joel Cort
"Westies at Watkins"
5 Hunters Drive North
Fairport, NY 14450
585-377-4161
jcort@rochester.rr.com

John Hamill
John's Car Corner
Rte. 5, Box 85
Westminster, VT 05158
802-722-3180

Todd Olson
7511 Sunfish Dr. NE
Rockford, MI 49341-9051
616-874-5536
todd.olson@charter.net
www.busesbythebeach.com

Bill Bowman
"Buses Nowhere Near the Arch"
1514 Wild Goose Run
St. Charles, MO 63303
636-949-2455
Email: bill@bnnta.com

Ken Madson
PO Box 621
Duvall, WA 98019
206-523-6525

EuroVan Specialist
Jim DiGennaro
34 Summer St
Adams, MA 01220
413-743-1814
(Grumpy after 10pm)

Brian Davis
2149 Joel Johnson Rd.
Lillington, NC 27546
sunroof71@yahoo.com

Ron and Becky Maxon
The Bus Guild
591 Hickory St.
Township of Washington, NJ
07676

Karl Bloss
21 Saint Andrews Dr
Hurricane, WV 25526
304-760-2115
kbloss@charter.net

CANADA
Frank Condelli
RR#2
1873 Concession #8
Almonte, Ontario, Canada
KOA 1AO
613-256-6763
www.busfusion.com
fkc@aol.com

Joseph Ames
10 Andrews Rd.
Malvern, PA 19355
joe.ames@comcast.net

201-358-9169
beckybus12@hotmail.com

Brad Rasso
35 Sharp St.
Patchogue, NY 11772
rassovw@hotmail.com

TECH CORNER

CANVAS REPLACEMENT

By: Mark Schuyler

Since my 1985 VW Vanagon Campmobile is at least six inches too tall to fit in my garage (Sound familiar?), I knew it would be a good idea to secure an official Vanagon cover prior to removing its roof. Sure enough, not even five minutes after I had removed the fiberglass top and carried it with a neighbor's help into my garage, the sky let loose with the proverbial "torrential downpour." We hustled to throw the cover over my wide-open vehicle, successfully covering its maw before any rain could splatter the interior. Foresight, baby, foresight!

A little background: I bought Big Brown back in 1997 from Ron Salmon, founder of BusDepot.com, and have replaced its engine once, entire cooling system once, and transmission not just once but twice. However, I have no regrets: Big Brown has been a big part of the best of the past twelve years. Her odometer now reads 271,000 and the digits keep on clicking by, all systems go, everything operating smoothly. Unbelievable, huh? Of course, Big Brown looks like s*^@t. All that money spent on mechanicals meant something had to give.

One of my dear friends, head of the art department at one of New York City's prestigious private schools, calls my van's particular shade of OEM brown "Monkey-S*^@t Brown." However, I see her hue as a kind of Zen reminder that we are in this world to suffer (Kidding, I think!), and while it pains me to see my pride and joy look like a broken down piece of primate

offal, I know her inner beauty and soundness. She could drive me--right now--cross-country with absolutely no breakdowns. And if I were to leave her at one of those primitive trail heads in the back of nowhere, who would be interested in her? She would blend in with the gray-bark trees and the broken-down Datsuns owned by impoverished college students from Portland and Seattle.

I admit that I am not a huge do-it-yourself type; nevertheless, I have always tried to do the little things (for example, changing my own oil and filters, replacing burned

out sink pumps, replacing leaky skylights, etc.) But the pop-top replacement project has been hanging over my head for years.

Sadly, I bought the three screen heavy cotton canvas replacement prior to my divorce, which was--gulp--five years ago. I have procrastinated



and rationalized and "made do" with the world's most wretched of mosquito screens until just three days ago.

Then, suddenly, I found myself wielding a screwdriver with an uninterrupted day spread out, free and clear, before me. Without letting myself make excuses, I went out to the driveway, popped the top, unzipped the screen for ventilation and started unscrewing those dozens of little screws that hold the four metal strips and the canvas down to the lower part of the van. I had no particular plan--just a screw driver and lots of time.

During the last five years, I have read several articles on "How to Replace Your Pop-top Canvas," although I always finished reading those articles feeling more confused than enlightened. The only two concrete tips these authors provided to me were: (1) Do not lose an eyeball to the spring-loaded pop-top extension arms, and (2) Do not try to exchange out the old canvas for the new without first removing the roof of the van. Take it off, take it *all* off, these authors--channeling Barry White--urged.



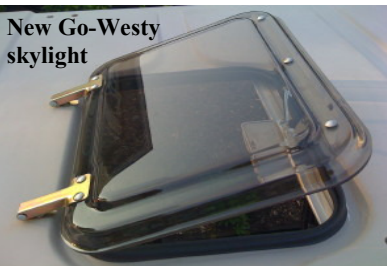
After removing the thin mattress pads of the upper sleep compartment, I finished removing all the screws and metal strips holding the canvas to the body of the van. I then unscrewed the bolts from the top of the eye-ball-gouging extension arms and the four screws per side holding the rear of the fiberglass top to the swivel mounts in the rear of the van. Then, I carefully lowered the extension arms and bungee-corded them together in the closed position. With a little help from a tall neighbor and some grunting, Big Brown's top was off.

We placed her upside down on some padded saw horses in the garage, and I removed all the screws from the upper four metal strips. What joy to finally peel off that shredded, nightmare of a canvas top! But that meant the tedium of screwing down the new canvas--without botching the job--was waiting for me. I knew I would do a better job with a Guinness Stout fermenting inside me, so I called a quick timeout to regroup and strategize.

One VW Vanagon owner admitted to me that he put the entire canvas top on upside-down before he realized his mistake. Therefore, I scrutinized time and again the proper alignment, front and back, top and bottom, of the canvas and the pop-top. When I was sure of myself, I began with the first screw in the front and middle of the material, relative to fiberglass top. I worked outward toward the edges, alternating left and right, making sure the edge of the material would be exactly at the edge of the left and right screw down points. Everything went well until I had to negotiate the last of the four corners to complete the job. Very little material was left to work with. I succeeded through persistence, but I was left to wonder if the same difficulty would reoccur when it was time to screw down the bottom of the canvas.

The next day, I recruited two neighbors to help me put the top back onto the van. I figured I would need the extra hand because of the potential of tearing the brand new canvas as it trailed down from the pop-top. The extra hand proved very helpful, and we soon had the top nicely situated on the front and rear mount points. Then I screwed in the bolts through the front spring-loaded extension arms, removed the bungee cords, and bolted down the rear mount points. Now I was able to pop the top up and survey the job of screwing down the lower portions of the canvas.

Here I probably made a little mistake. I started with the rear of the pop-top and worked my way up the sides and finished with the front of the canvas. However, I had the opposite problem I encountered when screwing down the canvas to the pop-top. This time, I had too much left over material. If I ever have to replace the canvas on this van or on any other, I will start with the forward section first. If a little extra material or "sag" exists anywhere, let it be at the stern of the vehicle, down around the foot area of the sleeping compartment. The extra material doesn't look bad, but it is the only place where things are not completely and absolutely flush. Situations like this tend to tweak my latent OCD, but I am not so obsessive and compulsive that I was



New Go-Westy skylight

about to retract each and every screw and start over. Nope. A little imperfection proves we're human. It's a Zen thing. Right.

After putting on new rubber seals all around the pop-top, I finished the job of replacing the skylight with a new kit from GoWesty.com. The kit did not come with any instructions, but the few questions I had were answered by looking at the old skylight. Voila! I cleaned and protected the top with fiberglass anti-oxidant, took some pictures, called my dog out to admire my handiwork, and thanked God for my two good eyes. Feel free to drop me a line if you have any comments or questions, and happy trails!

P.S.

I was so impressed with how nice the van looked from the top up, I actually brought Big Brown to a local body shop for an entire restoration. At one point, they asked me what color I wanted to repaint her. Without hesitation, I told them, "Brown. Keep it brown."

Body work pics



They called this morning to tell me she'll be ready for the Fourth of July weekend. Yes!

mark@markschuyler.com

Frank Condelli & Associates
RR #2, 1873 Concession 8
Almonte, Ontario, K0A 1A0
613-256-6763

Fkc43@aol.com

www.frankcondelli.com

VW Vanagon & Vanagon Westfalia Repair & Renovation in the Ottawa Valley

*All mechanical & cosmetic repairs *Waterboxer engine rebuilding
*Stainless Steel Waterboxer Exhaust Systems *Complete parts sales
*Manufacturing of specialty item *Pre-purchase inspection
*See my www.frankcondelli.com website for complete details

WELCOME NEW MEMBERS!

By: Steve Paine



Adam Baggerman, Westlake Village, CA
 Don & Jennie Brown, Honeote Falls, NY
 Jason Brown, Newmarket, NH
 Dave Case, Alameda, CA ('90 Westfalia)
 Justin Cook, Kingston, PA ('77, '78 Champagne Editions)
 Roger Drake, Carleton Place, ON
 Ralph & Jimmy Hopper, Thompson Ridge, NY ('73 Day Camper)

Jason Kookan, Amesbury, MA
 Robert Leeder, Brooklyn, CT
 David Lewis, Andover, MA
 Patricia & Matthew Miller, High Bridge, NJ ('71 Bus)
 Franklin Murillo, Alahambra, CA ('77 Westfalia)
 Roland Sabourin, No. Attleboro, MA ('70 Campmobile)
 Darcy & Theresa Skinner, Salisbury Mills, NY ('73 Westy)
 Robert Winters, Cambridge, MA



There were 131 buses in attendance. We had good weather throughout the entire weekend. Two stretched Vanagons made it. One owned by Gerry and Lynn Lepage from Azilda ON, and the other belonging to Mark and Ann Drillock from Oceanside, CA. Mark and Ann also wond the Long Distance award.

Notables in attendance included Hans Achter of Vanaru and Brady Horace of Bostig Engineering. The puppy parade winner was Duke.

The Bus Fusion Ironworks Pub Jam Musicians were comprised of: Phil Stephenson, Doug Alcock, Greg. T. Brown, Ken Harper and Greg Potts.



Hosts: Frank & Rita

Thanks to Greg Potts and his crew for Sunday morning Burrito Breakfast. Thanks to all the sponsors and everyone else who helped make Bus Fusion 2008 a huge success.

-Frank Condelli




Stretch Vanagon from CA.



Stretch Vanagon from ON.



Is that Lightning McQueen hiding out?



The Bus Fusion Ironworks Pub Jam Musicians 06/13/2008



View from the other side