


The Transporter

March- April 2004

www.LiMBObus.org

The official newsletter of the Late Model Bus Organization, international- LiMBO



Scenes inside a Folding party



INSIDE

Views through the windshield	2
Letters	3
Transporter Trace	4
Westfalia Rentals	5
Bus to Chocolate town	5
Tires, what are available?	6
A place for your stuff Part2	7
LIMBO Shameless Commerce	8
Coming events	10
Swap area	12
Welcome new members	15
TTT update form	16

Our volunteers. Upper Left: Bob Costello, Center: Kevin Kruger, John Netzel (seated) Gus Neubauer (kneeling) George Bossart and Evans Waldron. Upper Right: Dale Ward. Lower Left: Gus Neubauer. Lower Center: Evans Waldon. Lower Right: George Bossart and Stan Wohlfarth (standing). Read more about what it takes to get a newsletter to your door in 'Transporter Trace' on Page 4 (photos and captions by Nevin Lescher)

You have a copy of volume 17, issue #2 of *The Transporter*, which is published 6 times per year by the Late Model Bus Organization, International inc. Deadline for next issue:

May 1st 2004

The Late Model Bus Organization, international is dedicated to the maintenance, restoration, and improvement of post-'67 VW Type II's including Vanagons & Eurovans! The only prerequisite to joining is enthusiasm for these great vehicles.

Membership in LiMBO (which includes a subscription to *The Transporter*) is \$25 per year (\$30 US funds from US bank for non-US members), 2 years is only \$48 (\$58). Make checks payable to LiMBO. PLEASE direct correspondence to the appropriate address listed below:

Editorial

The Transporter
C/O Jim DiGennaro
34 Summer Street
Adams, MA 01220
413-743-1814
limbo@bcn.net

Website/ Internet
Philip Dlugolecki: LiMBO@limbobus.org

Membership, Address Change

Steve Paine
13 Cobblestone Rd.
Barnstable, MA 02630
nuvi@capecod.net

Events Coordinator,
Classified Submissions
Bill & Amy Monk
3 Oak Street
Mystic, CT 06355
(860) 572-2006
wmonk@snet.net

New Members

Back Issues:

Dale Ward (LiMBO)
9 Golden Hill Ave.
Shrewsbury, MA 01545
limbobus2002@aol.com

Local Rep. Coordinator

Kevin Kruger: kebonivan@aol.com

Website Store Cooridnator

John Netsel: jaysivory@aol.com

Back issues of *The Transporter* are \$4.00 per copy. Some issues are available as photocopies only.

Although every possible care has been taken to make the information contained herein as complete and accurate as possible, NO LiMBO CLUB MEMBER, PAST OR PRESENT, SHALL BE LIABLE FOR ANY DAMAGES RESULTING FROM THE USE OR MISUSE OF INFORMATION CONTAINED HEREIN.

Observe proper safety precautions when working around a vehicle, especially an older vehicle. Pay strict attention to manufacturer's directions, wear safety goggles, gloves, respirators, and proper clothing. With proper care the automotive hobby can be accident free and fun.

Visit Us On-Line at: <http://www.LiMBObus.org>
(413)743-1814

General Email: LiMBO@limbobus.org

Copyright 2004 by LiMBO, Inc.

Views through the windshield By Jim DiGennaro

Welcome to the March/April edition of *The Transporter*. You're probably wondering why you received this just one month after getting the January/February issue. Simple, we're getting caught up. We held the last issue until after the annual meeting so we could publish the minutes and report on news from the meeting. Now that is done, so we should be on schedule for the year.

In this issue you'll find an art article from Nevin Lescher on what it takes to get a newsletter to you. There is a story, on page five, from Ray and JudyJo Beardslee about their trip to Hershey, Pennsylvania from San Diego California. It was hand typed on a 1945 Underwood typewriter. That is dedication. Its came in four pages, so I'll run part of the story this issue and the rest next issue. I did some research on what tires are available for your Bus or Vanagon, you might be surprised. Check it out on page six.. Last issue there was an article asking 'Where to you put your stuff'? This issue we received a few more responses so I've included them on page seven. We also are in the process of updating the LiMBO Store so check out our 'shameless commerce' on page eight. Of course there are the usual departments.

Just after the last issue was mailed out, I received a phone call from a member who was disappointed that he wasn't listed in the brand new TTT that was sent out along with the newsletter. Since we started compiling the TTT info over a year ago, many new members had not been given the chance to be listed. Some that filled out forms may need to change their information. So we talked it over and decided to try to have an update for the new TTT. On the back cover is a TTT update form. This is for only those members who WERE NOT listed in the latest edition of the TTT and want to be included or those who want their information changed. (Only town and/or phone number info please) What we'll do is, once you filled out the form and sent it in, we'll do a one or two page update that will be included in the May/ June issue of *The Transporter* and you can insert it into your TTT. If it works, we may do it again this fall.

DRIVERS WANTED. I'm looking for help. Well actually Arlo Guthrie is. On May 16th, the Guthrie center in Hoosatonc, Mass is having their annual walk for Huntington's disease. What they need is VW vans to be placed at stops along the walking route in case someone needs a ride and then at the end of the walk, they'll use the buses to shuttle everyone back to the starting point. The walk starts at the Guthrie Center, which was the church from the song and movie, "Alice's Restaurant" and loosely follows the route Arlo took in 1965 where he dumped the garbage and ends up at the former site of 'Alice's Restaurant'. It starts at 10 AM and ends when everyone is shuttled back to the church. The walk is about six miles. So they need at least six buses. If your interested in driving or walking, you can contact Lisa Guthrie at 413-623-5088 or email: gchq@bcn.net. Here is the best part.. Every driver that helps out gets two tickets to one of the Arlo Guthrie concerts on either Friday or Saturday night May 14th or 15th. So contact Lisa and let her know if you can help out. See you there.

That's about all there is for this month. Look for the next issue in June. Keep on Busin... ~JIM D.



Letters

Hello club Honchos!

As a looonng time club member,
I want to
whole heartedly
"THANK YOU"
for the decision
to keep
THE TRANSPORTER
as a printed,
"hold in your hand & read in the can"
publication!

Best regards,
Fred,
Detroit Lakes, MN

*Fred,
The general feeling with most of the membership
was to keep the hard copy newsletter. We're not giving
up on the paper newsletter, just trying to offer stuff
through the website as well. -Jim*

Hello LiMBO,

I have a 1984 Westfalia in original condition. It is my everyday vehicle. It is in good mechanical shape and the body is in good repair. However, it looks old and ugly. The original color is yellow & brown. I would like to have it painted another original color. I need help finding someone in the Connecticut / New York area who restores Westfalias, who would do a reliable, caring job at the body work.

Any help?

J Michael Hull
Michael,

In Connecticut, I found a place advertised in Hot VW's called Rusty Bugs Restorations. 203-288-4204. Also, try a fellow in Nassau, New York, about 10 minutes from Lebanon Valley Speedway, Terry LaCasse VW 518-766-5654. There is also a guy about 20 minutes north of me, in Pownel, VT. His name is Pat DeSalvo, 802-447-0450. He has done a few buses for me and some friends with good results. -Jim

Here's a weird one.

I'd only driven for a few minutes to the store, and pulled into a parking space. The engine and AC (this is SoCal and it's been 80 for the past week) were running.

Suddenly, and with a great "hissssss", a huge cloud of what looked like white steam came billowing out from under the back of the van. I shut everything down, but the only trace of what had just happened was a small puddle of what looked like water and green coolant under the engine area. It was late in the afternoon. I called the Auto Club and had them tow me to a local repair shop (Husco in South Pasadena).

The next day they ran the van, but could find nothing wrong with the cooling system. After closer inspection, what they found was a break in the AC line, and that it was the rapidly expanding AC refrigerant that had caused that white cloud.

This would not have been so bad, but refrigerant came out under such pressure that it actually cut through the inner CV boot on the left side. I'm now just thinking how easy it would have been for this to have gone almost undetected at highway speeds, and then to have the CV spinning away all of it's lubricant.

My thought of the moment would be to install an extra layer of hose around the high-pressure AC hoses where they are near to something vulnerable, like the CV boots. As I'm no mechanic, I'm wondering if any of you have heard of such a thing, and what you think about my concept of a preventative measure?

Thanks,
Fin Beven
'90 Carat, Custom Camper Conversion
Pasadena, CA

*Fin,
I had something similar happen to me while removing an engine. I thought the A/C was discharged and when I cracked open the hoses off the back of the compressor, a plume of white vapor filled the bus and garage. The green stuff you saw was probably leak detection dye that A/C shops use to find leaks in the system. Sounds like A/C hose probably fell victim to age. Your idea for protecting the hoses sounds like a good idea.*

The CV joints are filled with a thick grease. True, It would leak while your moving, but it would take quite a long time for them to fail. In fact, I discovered a CV boot split open on my Eurovan about three months ago. It may have been split open longer than that and it just started to make a little noise last week. That is first indication that a CV joint is failing, a clunking or clicking noise under load accelerating or cornering. Even then you will have several hundred miles, if not a few thousand, before you would have to replace them. -Jim

"THE TRANSPORTER TRACE"

By Nevin Lescher

Your Transporter starts out on its journey to you long before it goes to press; meaning that several weeks before the press deadline, your editor, Jim DiGennaro, must gather articles, letters, pictures and advertisements that have been submitted. He then selects, in his estimation, which will make for the most interesting content for the next issue and then goes to work on his computer, composing the page layout, editing and putting together the PDF file for transmission over the Internet. He proofs the copy with help from his wife and then transmits the file to your LiMBO president, Stan Wohlfarth, in Boston, where he also proofs the file and advises of any changes or corrections. The file then moves back to Adams, MA, where corrections are made, if needed, and transmitted to the printer in Windsor, CT.

Up to this point, most everything is handled electronically, but wait, it is not finished with the electronic part. Our printer Konica/Minolta Printing Services, pre-flights the file and sends it from the receiving PC through a driver to one of their Model 7075 hi-speed digital printers, which not only does the printing, but collates the pages, center staples and folds them.

Now, the LiMBO volunteers come on board to handle the grueling labor intensive tasks. The boxes with the final printings are picked up at Konica and moved over some 90 miles to the weekend folding and mailing site, usually somewhere in central Massachusetts. Here you will find up to a dozen or more volunteers who have traveled up to 120 miles, eagerly awaiting the delivery and ready to go to work. In what might not seem like an orderly production line, the Transporter gets ready for mailing. These tasks include the insertion of the Transporter with renewal membership forms into its envelope, removal of the cover on the peel and stick flaps, sealing the flap and applying the address label coordinated with the insertion of the membership renewal form. The completed envelopes then move to the postage meter, which is, the most time-consuming operation, as there is only one meter and the stamping operation is slow and manually intensive. The stamping operation is usually rotated,

every so often among other volunteers. As the envelopes are stamped, they are stacked into USPS baskets.

When everything is done, except the delivery of the baskets to the local Post Office, the LiMBO volunteers settle back for a "Dutch Treat" lunch and "Transporter" talk before departing for their homes. That is the last time we see the Transporter, but one noble volunteer does get a last look. On the next business day, he loads the USPS baskets into his Volkswagen (might be a Bus, Beetle, New Beetle, Eurovan, Golf, Passat, or Toureg) and delivers them to the local Post Office for its final trip to you. And thus ends the Transporter Trace for another issue.

You can see, there is far more to getting your Transporter to you than just the paid expenses for printing and postage. Count up all those volunteer hours, gasoline costs, wear and tear on vehicles, not to mention countless gallons of water used for toilet flushes and you have a World Class newsletter worth far more than it costs the club to produce.

Folding party dates are published in the events sections of your Transporter and also on the Web site, so why not join us at the "LiMBO Club-

house" for the next folding party. You can also get in on the early stages of a "Transporter Trace" by submitting an article or picture. Anything you send will be considered whether it be technical, humor, pictures or whatever-----so join in the "Transporter Trace".



BEN & MEGAN WOHLFARTH AND DYLAN DIGENARO KEEPING THEMSELVES BUSY DURING THE FOLDING PARTY

Westfalia Rentals by Bill Monk

In response to a letter in the last newsletter I looked into Westfalia rentals. I found some in locations from Boston to Hawaii. All offer Vanagon Westies and one in Washington State even has Air-cooled buses for rent. How cool is that!

Renting a Westfalia is like renting a car. They all require that they be dropped off where they were picked up from. All the rental places will pick/drop you at the airport or train station. They are all small outfits so they can offer real personalized service. They all appeared to be good "volks folks". Here are the companies I found:

California-Los Angeles and San Francisco Area

California Campers
1692 Tacoma Way #12
Redwood City, CA 94063
(650)216-0000
www.californiacampers.com

Hawaii

Imua Camper Company 45 Shipman Street Hilo, Hawaii 96000 (877)773-4682 www.imua-tour.com	G B Adventures 12-7158 Loke Pl Pahoa, Hawaii 96778 (877)864-8361 (808)965-7574 www.gb-adventures.com
---	--

Washington State

NorthWest Campers--Air-cooled rentals--
208 McKenzie Ave.
Bellingham, WA 98225
(360)733-1982
www.northwestcampers.com

New Mexico

SouthWesties
2210 Arno SE
Albuquerque, NM 87102
(505)242-0930
(800)969-8040
www.roaminholiday.com

Utah

Western Roadtrips
Salt Lake City, Utah
(801)953-6068
www.westernroadtrips.com

New England

North East Campers Rte 139 Rockland, MA (781)826-5625 www.northeastcampers.com	Vermont Campers 49 Mansea Street Winooski, VT 05404 (802)310-6973 www.vermontcampers.com
--	--

Bus To Chocolate Town Part 1

by Ray& JudyJo Beardslee

We hadn't been on vacation for a few years so my wife, JudyJo, and I decided to drive our '70 camper to Hershey, PA. to attend the annual Antique Auto Club of America swap meet and car show in October 2003.

I bought the van in December 1969 in London, England while stationed there in the Army. Original owners tend to become attached to their VW's and I'm no exception. 261,000 miles and 34 years later it has become part of the family. It is on it's second engine (a Porsche 911 with 150,000 miles on it), and is a little tired but I felt it had one more long trip in it.

We left San Diego, CA. on September 23rd 2003 and headed east under the clouds of hurricane Marty (a rare weather phenomenon in our part of the country). Over the Laguna Mountains and down into the Imperial Valley we drove through 30-40 M.P.H. winds from Marty coming up from Baja California. Just before crossing into Arizona we passed through the Algodonas Sand Dunes with sand 3" deep blowing across the high way. We stopped and visited the Plank Road display showing how people drove their 1920's autos over wooden boards for about 10 miles on a single lane track with turnouts every 1/4 mile to allow opposing traffic to pass. It really made us appreciate the U.S. highway system now!

On across Arizona to Chandler and a visit with Model "A" Ford friends. After seeing their many acre collection of A's and parts we camped at their RV park and took off about 6 AM the next morning through a 60 mile wide wave of rain showers from Marty. On across Arizona into New Mexico where we passed over the continental divide. Bus is running fine across the wide open country into the Texas panhandle with scattered showers & lightening up to

continued page 13...



The 'Blue Shoebox' ready for loading

Tires By Jim DiGennaro

Recently a member asked me what tires are available for his Vanagon Camper. You hear so many things going around the VW groups, some correct, some not. It got me thinking, what is available? Being the assistant parts manager at a VW dealership I'm in the unique position to do a little research on things VW. So I've compiled this list for you.

Now, as many of you know the, 'What Tire should I use for my Bus', question and ensuing argument has been raging since the introduction of the bus and I'm not going to tell you what tire you should put on your bus. What I am going to do is tell you is what I found out about what tires are available for the bus in the sizes and load ranges VW put on them at the time of manufacture. Most original equipment manufactured (OEM) tires are designed for the best all around performance for a variety of drivers at the lowest cost to the company. So with most OEM tires, there are always better replacement tires available. It all matters on you and your budget. Hopefully, my research here will be enough info for you to make your own decision. All the tires I'll list here will at least give you OEM designed performance.

From personal experience, I can tell you that if you find a tire that has a load carrying rating of 1500 pounds or better, you shouldn't have any trouble. For years I used any P205-70-14 tire that my local tire supplier had in stock with the 1500 LB rating and had no trouble. I put Tens of thousands of miles on them and never had a blow out, lost control of the van or felt unsafe at highway speeds. On the other hand, if you drive a bus without power steering, I can tell you that parking lot maneuvers where a major chore.

That being said, I decided one year that I was going to try a set of the 'correct' load tires. The major improvement I could feel was improved low speed maneuverability and better cornering stability.

Here is what I found out about the tire availability for our buses.

Back in the 1970's VW used a bias ply tire on the bus and I didn't find out the exact size. I do know that the radial equivalent is also the same as the Vanagon, 185-R14 C. That "C" at the end is the load rating, which is a 6 ply tire. Most passenger car tires now a days come with a 'P metric' rating, 'P' meaning passenger car, which is a 4 ply with various compounds to improve the load capacity. Which is why I could use the passenger car tire with a 1500 LB load. Most times when you're quoted a tire size for a passenger car you just hear 205-70-14 which is actually a "P205-70-14" but most tire guys drop the "P". The later Vanagon's also came with 205-70 R14/ 97R (reinforced 6 ply). What I found out from VW was that they put either Continental RS771, the Michelin XC, XZXT-LRC or MXL. The MXL was probably the tire you had on your Vanagon in the late 1980's through 1991. You could also get a Continental LMS70102 8 Ply winter tire. No wonder Vanagons' weren't very good in the winter. If you don't plan on doing a lot of traveling in the winter, do like I do, get a set of inexpensive winter tires. Cooper Wintermasters or Magna Grips. They grip much

better than those hard 6 or 8 ply tires. Just remember they don't have the same load range as the reinforced tires. I've learned it's also a good idea to do all four wheels with snow tires. You'll get better traction in the front for steering. I can't remember how many times I've nearly slid into a snowbank because the van wouldn't turn because I had plain all season tires on the front.

Now, VW doesn't actually sell tires. What happens at the dealer level, when you need new tires, is the dealer is signed up to a 'Tire Program' with a local tire distributor. Usually a Goodyear dealer. Audi does the same and also uses "The Tire Rack". The program is set up so the dealer buys the tires from the local tire guy, the supplier bills VW and VW bills the dealer for the tires. The main reason for this is special discounts and buy back programs VW has with its dealers.

I wouldn't go to Sears or an auto store for tires. Most of those companies usually sell tires that are specially made for their companies. They're name brands, made just for them. They don't usually carry special sizes for vehicles with 'Special Needs' and that twenty something kid behind the counter will try to sell you a passenger car tire because that is what they have in stock. Stick with a company that deals mainly with tires. I'd go to Sears to buy tools or a microwave, but not tires.

I got on the phone with three of my tire guys and asked them, what's available for my bus? Two local tire retailers, *Expert Tire* (413-443-4400) and *Pittsfield Tire* (413-443-4501). The third place was *The Tire Rack* (www.tirerack.com) (888-541-1777) a national tire company. Pittsfield Tire is the locally authorized Goodyear dealer. Expert Tire is a small chain here in New England. All of them can get just about any tire you need.

All of the Michelin tires in the 205-70-14 /97R including the newer replacement "Agilis" are obsolete. All told me that there isn't anything available in that size anymore. My guy, Ray, at the tire rack said you could go up to a 215/70-14. It would have a load capacity for the bus. Jeff at Pittsfield tire said that Continental makes a 205-14 D which is an 8 ply. But the ride might suffer with such a hard tire. Jim, at Expert said he wouldn't go up a size, he would use the 185 R14 C.

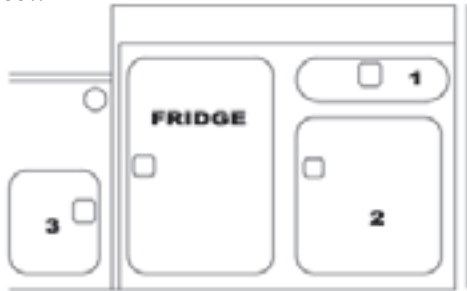
All my tire guys said that the 185 R14 C is still available in several brands. The rolling diameter is the same as the 205 so speedometers will still be accurate, they just aren't as wide. They will fit the wider alloy wheels. I put a set of the 185 R14 C on my camper with alloy wheels and the extra half inch wider rim (6 in as opposed to 5.5 inch with the steel rim) seemed to have a better 'foot print' than on the steel wheel. Another alternative tire size is the LT195-75-14 C. LT for Light Truck.

Here is what is available in the 185 R14 C and the LT195-75-14 C. The pricing comes from the Tire Rack and is available to anyone who visits the site or calls a salesman. Since the tire rack is a national company, they'll most likely

continued page 15...

Where do you put your Stuff? By Nevin Lescher

Taken off the LiMBO site. Send your ideas in or post them to the site. -ed..



In an effort to make us all more effective and efficient when we head out on a camping trip, we're going to try to figure out what's best to pack into the various storage spaces in our Vans and Buses.

Maybe by better organizing ourselves there will be less panic and rush when it comes to packing for a trip.

How can we use the space we have to insure we have everything we need for a camping trip?

We would like you to tell us "what you pack and where" to insure that you have everything needed for a happy, worry free trip and an easy setup on arrival at your campsite?

We'll start with the little drawer right under the sink in a westy (No. 1), but lets not limit ourselves to that, tell us how you pack.

HERE'S SOME STORAGE SPACES IN A WESTY

1. Small Drawer under Sink
2. Large Cupboard below Small Drawer
3. Small Cupboard left of Dometic Fridge
4. Open pocket lower left front door
5. Aux battery compartment, if not equipped with battery, floor behind drivers seat
6. Space behind drivers seat above Aux battery compartment
7. Sink, right side of kitchen console
8. Open tray above kitchen console
9. Right hand compartment above water tank console
10. Left hand compartment above water tank console
11. Open space under table in travel position, water tank console
12. Wardrobe closet, adjacent to water tank console
13. 3 compartment closet rear of wardrobe closet
14. Open space under closet #13 and engine deck
15. Open space, left shelf, A/C support platform
16. Open space, right shelf, A/C support platform
17. Large compartment under rear seat
18. Narrow space cushioned between upper bunk mattresses in folded position
19. Ash tray, right side of rear seat
20. Glove box right side of front console
21. Ash tray center of front console
22. Dometic Fridge

Exterior Storage

23. Open luggage roof rack
24. Drop down spare tire under drivers compartment

STORY UPDATE:

Here are some of the ideas we received on the LiMBO website over the last month.

(Submitted by keithdubber)

It all sounds very familiar. Don't forget the emergency supply of beer, which lives in the RH locker above water tank, plus teabags in a tin (I am British, after all). To go with the tea there's always a litre carton of lon- life milk. Kettle fits nicely in the sink, plus you have to have a coupla tea-towels under the cooker/sink lid to stop the heat-guard from rattling! Glove box houses CDs, face-off from stereo (very safe!) and keys to locking wheel nuts. I did used to keep them in my toolbox under back seat, but on one occasion the mechanic couldn't find them!! There's also lots of stuff that, as my old dad used to say, might 'come in handy' ...

(Submitted by BarbCotton)

It's amazing what will fit under the back seat- tools, a shovel, 3 fans- hey, I need fresh air (1 electric, 1 battery, and 1 that plugs into the lighter), patio lights (actually recycled Christmas lights), electric cords, campfire sandwich maker, swim shoes (I hate rocks). But the best part is looking at your list and finding out I have an empty space-#19. I have to go find something that will fit in the ashtray!

(Submitted by Michael)

I bought bins which are designed to go under beds for the well over the cab of my 1984 Westfalia for extra food stuffs. They ride low and are easily secured with bungee cords. I, too, keep an umbrella in the long cubbie over the stove, because I can reach it easily from the driver's seat or reaching in from the door. With the privacy curtains in the back storage, I always have light weight blankets for picnics or lap blankets for cat naps on long trips. I love the compartment over the back seat for ropes and flashlights. My son hides his action heroes there, so that he will always have them in easy reach for road trips.

(Submitted by KaiSunny)

We built a custom cabinet for SunnyBus to carry all her camping stuff. It fits to a tee under the window behind the drivers seat. Is less then 13" from the side, so doesnt interfere with the bed or the cargo area..oO(Is that cheating? lol..) Then I made the "ultimate camping list" on my website, which means an old fart like me doesn't forget anything camping anymore... :)

(Submitted FredGarnes)

Here's the ONLY THING we carry in the compartment on the OUTSIDE of our 85 Westy. That compartment being the roof rack, of course, the item being FIREWOOD. I take 18" long oak, split it to a convenient size, and stack it in the rack, not too far pass the sides. The whole mess is held down with criss-crossed bungee cords. At a campsite, I then have good wood as a sole source for a hot fire, or as a suppliment to what is available which I've found is usually much too wet. As a sole fire source, this quantity of wood can last numerous days. We don't make roaring infernos, just small fires to cook or groove on! Oh, we do keep kindling & other fire starting materials, in a bag under the rear seat. HAPPY CAMPING!

(Submitted by Mr.Wherdoupiti)

In the long tray above the kitchen console (#4) I keep (1) Large Golf Umbrella, (2) Aluminium Tubes for Awning Side Screen Room, (1) 9" Battery Powered Flourescent Light, (1) Very Small AM/FM/Clock Radio w/earphone, (1) Battery Powered Clip-on Reading Light, and (1) 5/16" Dia. Fiberglass Rod (Used to support redesigned interior privacy curtain that replaces the Westy OEM one)



LIMBO STICKERS

LiMBO Sticker are now available. Its black and White and uses the original LiMBO artwork. Its two inch in diameter and is static stick for years of use. It can be transfered to a new vehicle. Finally no more of the old logo stickers where the white background falls off. Comes to us from membership coordinator Steve Paine's Business, Cape Cod Impressions. So it has to be good. While supplies last! Price: 3.00 shipping included.

Book Deals

Dometic Vanagon Refrigerator Repair manual

LiMBO has acquired the complete repair and part number manual for the Dometic Westfalia Refrigerator, 26 photo copied pages and spiral bound. This 'unofficial' VW dealer version covers lighting propane, operation, service and troubleshooting with fully detailed pictures. Complete resource to complete all repairs. Also includes VW tech bulletins updates. Price: \$13.00 (includes shipping)

We have secured a deal with the recognized leader in Volkswagen service manuals for club members to purchase Type II, Vanagon and Eurovan manuals at a significant savings off retail price while helping the club at the same time.



Volkswagen Station Wagon/Bus Official Service Manual Type 2: 1968-1979, by Volkswagen United States. This comprehensive manual covers numerous mechanical procedures including: power-assisted disc brakes, dual carburetors,

fuel injection, suspension, transmission, and electrical troubleshooting and diagrams. It does not cover '74 and later Campmobile interior equipment. 464 pages, 753 illus./diagrams, softcover, 8-3/8" x 11"; \$34.00 (A 5.95 savings) plus \$5 shipping.



Volkswagen Vanagon Official Factory Repair Manual: 1980-1991

including Diesel, Syncro, and Camper, by Volkswagen United States. This manual is the same "professional format" supplied to authorized dealers in the U.S. and Canada. It's heavily illustrated and covers every aspect of routine maintenance and service work, including air and water-cooled engines and Westfalia campers. This one of a kind manual is the source for all your Vanagon repairs or questions. 1388 pages, 2295 illustrations, 247 pages of electrical wiring diagrams, 1216 item index, softcover, 8-1/4" x 11-5/8"; \$82.00 (A 17.95 savings) plus \$7 shipping.

LiMBO Store




Volkswagen EuroVan Official Factory Repair Manual: 1992-1999 This manual is the same "professional format" supplied to authorized dealers in the U.S. and Canada. It's heavily illustrated and covers every aspect of routine maintenance and service work, including Gasoline, Diesel, TDI, 5-cylinder and VR6, including Multi-Van and CV Camper. By VW of America. Two Volume set, \$155.00 (A 34.95 savings) plus \$10 shipping.

Eurovan Winnebago Repair Manual

LiMBO has also acquired the complete repair manual for the Eurovan Winnebago. 132 pages. Lots of good information to fix the Winnebago camper equipment. Including, fridge, furnace, electrical and plumbing. Only 20.00

LiMBO Tee shirts.

All new LiMBO logo Tee Shirts. Gray Beefy tee with black LiMBO logo on left front



with 'LiMBO Diner' artwork by Chris Brown on back. (as Pictured)

Sizes Large through Double Xtra Large. Price: 16.50 (12.00 plus 4.50 shipping) Specify size when ordering.

Send Check or Money Order to:
LiMBO Shameless Commerce
C/O Nevin Lescher
295 Reed Ave
Windor Locks, CT 06096

Can also be purchased through our Website
www.bcn.net/~limbo/generalstore.html

Submissions wanted!!

We're looking for newsletter material!! No matter how trivial you think it is, its worth considering for newsletter submission. Travel story? Technical concern. Found a new place to camp? We want to know! No article too small, no submissions rejected. Submission is as easy as an email or Type it up on your 1945 Underwood, no material rejected. This your club, get involved. Send material to: **LiMBO 34 Summer St., Adams, MA 01220** or Email: **LiMBO@bcn.net** or **LiMBO@LiMBObus.org**

Support our Sponsors

BOSTON ENGINE

(508)653-7229
www.bostonengine.com

Rebuilt Air and Water Cooled Engines
Parts and Machine Shop Service
Customer Tech Support
30 Years Experience
Bob Donalds



MARTY'S DEUTSCHE AUTOHAUS

Sales and Service
New and Used Parts
VW Wrecks Bought & Sold

203 Center st.
New Milford, NJ

(201)621-4244

Specializing in Volkswagen Parts and Repair

HOURS
M-F 7:30 - 5:00
SAT 9:00 - 12:00



Master Card
Visa
Discover
ACCEPTED

Auto Parts & Service

622 Union Street ~ West Springfield, MA
413.736.3278

508-647-9749



Greg's Repair Service


Volkswagen Restoration / Repair
Service of all Volkswagen / Audi Cars

GREGORY S. MALANY

47 B Summer Street
Natick, MA 01760

PORBUG

George



820 S. Charlestown
Seattle, Washington 98108
(206) 621-0833

Independent Repair of Porsche & VW air & water-cooled

vintage



munks

"WE TAKE THE BUGS OUT
OF YOUR BEETLE!"

Chris Braden

A.S.E. MASTER
CERTIFIED BUGMEISTER

1803 Orchard Lake Road • Bloomfield, MI 48320
248-335-5424 • WEBSITE: munks.com



STEBRO/Vanagon Stainless Steel Exhaust Systems

Stainless Steel mufflers for all Vanagons
with 2.1 litre waterboxer engines
both 2WD & Syncro models

Frank Condelli & Associates

RR #2 Almonte, ON, Canada, KOA 1A0
phone: 613-256-6763 email: Fkc43@aol.com
web: frankcondelli.com

toll free order line: 888-878-3276

Member: LiMBO - IWCCC - Capital City VW - Vanagon List

SALES · SERVICE · PARTS

The Bus Co.

VOLKSWAGEN BUS SPECIALISTS

P.O. BOX 51245, SEATTLE, WA 98115
(206) 523-6525 · FAX (206) 524-8868

visit us at:

WWW.THEBUSCO.COM

COMING EVENTS

Coming Events is the place to get your bus or VW related event listed! Please send the vital stats: date, time, location, activities, costs, and contact person/phone number or address. Plan ahead and list your event **early** for maximum participation.

**Send to: Coming Events,
c/o Amy & Bill Monk**

**3 Oak Street
Mystic, CT 06355
Email: wmonk@snet.net**

**or
LIMBO@bcn.net**

Remember, participation in any LiMBO event or activity is strictly voluntary and at one's own risk.

APRIL

April 3 (Sat) Nacogdoches, TX 4th Annual Sunshine Show and Swap meet. Banita Creek Park South-Downtown. Call: (936)569-7821 Email: slsmith@sfasu.edu

April 15-18 (Thurs-Sun) Pleasant Garden, NC. Everybus Sixth Annual Campout at Hagan-Stone Park. Have you ever wanted to camp with over 150 other buses? Heres your chance. A great weekend for all. Email: everybus@mindspring.com

April 23-25 (Fri-Sun) Lake Ozark, MO. 5th Annual Dam Campout 2004 American Legion Campground Call: (636)488-0423 or Email: info@microcollector.org

April 25 (Sun) Mansfield, CT. CVA Dust Off Mansfield Hollow State and enjoy fellow vw owners Call: (860)417-3026 Email: vwjoehughes@yahoo.com

MAY

May 1 (Sat) MA. BSWOC Spring Dust Off Annual dust off cruise from Deham, MA to Central MA. 10am-3pm Rain date Sat May 8, 2004 BSVWOC@AOL.COM

May 1 (Sat) Medford, NY. Three Bugs in a Barrel 2004 The LIVC's 3rd annual show at the County Fair Entertainment Park. Rain Date Sunday May 2. Call (631)842-2555 Email: maria@livc.net

May 1-2 (Sat-Sun) Sevierville, TN Circle Yer Wagons 2004 Sevierville County Fairgrounds. Weekend long show with camping. Call (865)429-8009 or Email: info@avwa.com

****May 2 (Sun) Duxbury, MA Transporter Rites of Spring.** LiMBO and NEATOs' annual spring gathering at the Duxbury Town Beach. 10 AM to 3 PM. Contact Stan <limbo@limbus.org> or 413-743-1814

May 14-16 (Fri-Sun) Mountainview, AR. Ozark VW Festival Camping, cruise, show and more. Call: (877)673-1049 or (870)269-9597 Email: info@ozarkvw.com

May 21-23 (Fri-Sun) Oregonia, Ohio. Buses, Bands'n Brews A great campout featuring a homebrew wine/beer tasting. Email: john@buszen.com

May 21-23 (Fri-Sun) Branchville, NJ. Westies In The Woods 12 Stokes State Forest Campfire, kids activities, hiking biking in the park. World Famous pot luck turkey roast (we supply the turkeys) You supply the rest. Caravan to Stewerts Rootbeer stands/Dairy Queen. Call: (201)358-9169 Email: beckybus12@hotmail.com

May 22 (sat) Deep Creek Lake, Maryland. Dubs On The Lake VW Show. Over 20 Classes. Free camping (Fri Night) over looking the Lake and WISP Ski resort. Email: info@squaredf.com or Call: (866)377-8273

May 29 (Sat) Lawrence, KS. Bus Blitz/Bug Blast Douglas County Fairgrounds. Call: (785)843-5981 Email: rjkmrk@sunflower.com

****May 29-31 (Sat-Mon) Mystic, CT. Buses By The Mill.** The second year of this informal campout on the Monday. Email: thegreenwesty@netscape.net Call: (860)572-2006

JUNE

****June 5 (Sat) location, TBA LiMBO newsletter folding party** The newsletter will be ready to fold and we need your help. Here is a chance to get your newsletter before everyone else and meet the hard working volunteers behind LiMBO. Contact 413-743-1814 or limbo@limbobus.org

June 6 (Sun) Norwalk, CT. Northeast Classic Gallaghers Estate-Cranbury Park. Vehicles 25 years or older (1979 cutoff) only. Call: (203)250-9119 Email: JKelly@cox.net

**** June 10 - 13 (Thu-Sun) Almonte, Mississippi Mills, Ontario, Canada. BusFusion 2004** 4th annual BusFusion, a VW Camper event Sponsored by LiMBO, IWCCC, CCVWC & WOTC. See www.BusFusion.com or e-mail BusFusion@aol.com or phone Frank Condelli @ 613-256-6763 for further information.

**** June 11-13 (Fri-Sun) Riverhead, NY 4th Annual LiMBO on Long Island** At the Indian Island Campground. Email: arasso@yahoo.com

June 12: (Sat) FT Wayne, IN 4th Annual Old Fort VWs Show and Shine. Annual VW show sponsored by the Old Fort VW Club of Fort Wayne Indiana. Show held in conjunction with Fort Wayne's annual Germanfest. All VW's are Welcome! Air, Water Cooled & Buggies. Free admission. Contacts mail@OldFortVWClub.com, http://oldfortvwclub.com/ or (260)637-2398

June 20 (Sun) Harwinton,CT. 16th annual Litchfield Bug In. At Harwinton Fairgrounds. (Judges needed for bus classes) Email: Chuck Pisconski vwsplitman@aol.com 860-283-5256

June 27 (Sun) Contoocook,NH NHVV Club Show NHVV is having their annual show/swap at the Hopkinton Fair grounds. 9am-4pm. Email: lorna.ford@comcast.net or 603-434-9727 lorna.ford@comcast.net

JULY

July 11 (Sun) MA BSVWOC Endicott Show Multi makes classic car show. VW class now open to all model up to 1978. BSVWOC@AOL.COM

****July 16-18th (Fri-Sun) Townshend, Vermont West River Westies** - A new LiMBO camping event will take place at the Bald Mountain Campground on the West River. The theme for this event will be: "Do your own thing in your own Westy" Contact the campground directly 802-365-7510 Info EMail Nevin: <nesu@cox.net>

July 21 (Wed) Mt. Wachusett,MA BSVWOC Summer Tour Drive to Mt. Wachusett. BSVWOC@AOL.COM

****July 24th- 25th (sun) North Adams, MA LiMBO newsletter folding party campout.** We're hoping for a nice weekend, to get together, hang and have some fun at Historic Valley Campground in North Adams. The newsletter will be ready to fold and we need your help. Here is a chance to get your newsletter before everyone else and meet the hard working volunteers behind LiMBO. Contact 413-743-1814 or limbo@limbobus.org

AUGUST

Aug 1 (Sun) Windsor,Maine Vacationland VW Assoc. All VW Show. Call: (207)353-6094 Email: vacvwclub.org

Aug 6-8 (Fri-Sun) Whitby,Ontario Canada Buses Of The Corn.A family campout for vw bus owners.

Aug 7 (Sat) Shrewsbury, MA- Volks-Air Show Hebert's Candy Mansion. This show combines the best of aircooled vw's and Corvairs .More info coming.

Aug 22 (Sun) Terryville,CT Terryville Car Show All VW car show and swap meet to be held at Terryville fairgrounds.(Judges needed for bus classes) Call: (860)283-5256 Email: vwsplitman@aol.com

SEPTEMBER

Sept 3-6 (Fri-Sun) Bloomsburg,PA. Kampers near Knoebels IV Indian Head Campground. Come enjoy vw bus family camping at it's finest. Ice cream social/cruise to Knoebels Amusement resort. Call: (570)784-6150 (campground) or Email: kampersnearknoebels@paonline.com

****Sept 10-12 (Fri-Sun) Northport,Maine. Buses By The Buoy** Northport Campground. Call: (207)353-6094 Email: vacvw@gwi.net

Sept 12 (Sun) New Paltz, NY. Woodstock VW Reunion Ulster County Fairground Air/watercooled show. Near by camping at Jelly Stone Park. (845)255-5193. Vendors, door prizes,raffles,and "The VW DJ" for entertainment. Email: plasticman1432@hotmail.com

Sept 17-19\Fri-Sun) Louisa,VA Small County Campout A family vw event/campout.Sponsored by Full Moon Bus Club. Email: VWTGS@aol.com

Sept 19 (Sun) Johnson,VT GMVC Annual Car Show and Swap Meet Lamoille County Field Days Fairground. Registration begins at 9:00am. On Saturday there will be a cruise through Smugglers Notch and follow up with dinner. Please RSVP the cruise with vwsilver@adelphia.net

****Sept 26 (Sun) Brookline, MA Transporterfest** Larz Anderson Park Museum of Transportation. Join us for a fun filled day of vws. Last year we had over 65 vws gather on the beautiful lawn at M.O.T. (near Boston)for a day of relaxed business. Possible camping. Call or email Stan if you want to camp.Call: (508)651-3502 Email: stan.wohlfarth@bentleypublishers.com for muesum info: www.mot.org

OCTOBER

****October 3 (sun) location, TBA LiMBO newsletter folding party** The newsletter will be ready to fold and we need your help. Here is a chance to get your newsletter before everyone else and meet the hard working volunteers behind LiMBO. Contact 413-743-1814 or limbo@limbobus.org

Oct 10 (Sun) BSVWOC Fall Foliage Tour BSVWOC@AOL.COM

Oct 15-17 (Fri-Sun) Harpers Ferry,WV John Brown's Buses The leaves should be at their peak in Harpers Ferry area of the Appalachian Mountains. Make your plans to be here. Email: JBB@kookymathteacher.com

NOVEMBER

****November 21 (sun) Windsor Locks,CT LiMBO newsletter folding party** The newsletter will be ready to fold and we need your help. Here is a chance to get your newsletter before everyone else and meet the hard working volunteers behind LiMBO. Contact 413-743-1814 or limbo@limbobus.org

** Notes LiMBO Event

The Swap Area

Club members may submit as many Available or Wanted ads as they would like for no charge. All entries must be written out as you would like them to appear in the newsletter and re-submitted for each issue they will appear in. **Repeat ads** are subject to editorial considerations and are not recommended. Include a name, state, address or telephone number. Remember, there's probably someone out there who has what you want or wants what you have! Please limit ads to less than 100 words.

Submit ads TO:

LiMBO Classifieds
c/o: Bill & Amy Monk
3 Oak Street
Mystic, CT 06355
wmonk@snet.net

Submit ads Via the Internet:

<http://www.bcn.net/~limbo/classifiedform.htm>

AVAILABLE: '95 EuroVan Camper. Like new with many extras, roll-up awning, middle seat and more. 48K. Hip replacements make camping too strenuous. \$16,000 or BO. Ask for Bob, 413-525-2553 (MA)

AVAILABLE: '85 Crew-Cab Vanagon, 6 passenger with 6 foot square bed & folding sides. \$6,500. John's Car Corner, Westminster, VT, 802-722-3180 (VT)

AVAILABLE: 1977 Westfalia, Chrome Yellow, Original Paint, Calif. garaged, Body/Frame excellent, front wheel mount, child hammock, rear screen, sink, ice box, all maintenance records/receipts, driver and rear tables, lockable seat console, over-size rear tires for mud/sand, New Canada VW mfg. engine/clutch w/8kmi, original maintenance/camper books including original VW Sales Brochure! Spare parts, new roof seals, rear storage shelf, wardrobe, two piece two bar, bumpers, front bib, original curtains/ matching privacy curtain back of front seats, tow hitch. Ready for world travel/show. San Diego, CA. 619-216-4954 (h), 619-889-4954(c), mrhionlife@earthlink.net Make offer.

Wanted: late 60's on VW bug. w or w/o engine, restorable, not a waste of time. Prefer Northeast area. Will pick up. Bud 518-861-8144 or budmart2@juno.com

AVAILABLE: Make Offer & pay shipping - Two side walls for the Sunsail brand awning. They have never been used, and are still in plastic bags. I had planned on using these to make my own side tent, but have abandoned the idea. One or Both available. Call Brian @ 724-282-3452, or E-mail Doss88Wkndr@aol.com (Western PA)

Frank Condelli & Associates, Almonte, Ontario, Canada is now offering quality waterboxer engine rebuilding services. Please see my website at www.frankcondelli.com, "Mechanics" link or phone 613-256-6763 for details.

LIMBO ADS

To advertise in *The Transporter* please contact Stan Wohlfarth, 29 Woodland Rd. Wayland, MA 01778 stan.wohlfarth@bentleypublishers.com
Advertising rates for 2004:

Business card ads:

\$15 per issue or \$75 per year newsletter only

\$25 on website per year

\$25 in TTT

Combo's can also be done, contact Stan for more info (Members are allowed one free business card ad per year, please send all ads to above address.)

For quarter or half page Ads or inserted flyers (Customer supplies 800 copies of flyer), contact Stan (see above)

EDITOR WANTED

Editor Wanted: I'm only a fill in editor until a permanent editor can be found. Share your vision and flare for desktop publishing with over 700 LiMBO members. Location need not be an issue. The New England crew can handle all printing and mailing issues. Desktop publishing experience a plus but not necessary. We currently use Pagemaker and Quark. Contact Jim <LiMBO@bcn.net>, 413-743-1814 or club email: <LiMBO@limbobus.org>

..continued from page 5

Carlsbad Caverns. Camped there that night and spent 6 hours the next day in the caves, a truly amazing sight! Heading north that afternoon to camp in Roswell, New Mexico (didn't see any UFO's). Passed

back into Texas again traveling along the "Woody Guthrie" Highway and Route 66. In Canadian, Texas we saw the first of many pieces of equipment up on poles during the trip advertising businesses, a Caterpillar

tractor at a dirt works.

We finally escaped Texas heading north on highway 283 into the Oklahoma panhandle and our next goal, Shattuck, Oklahoma. What, you may ask is in Shattuck, Oklahoma? Only one of the premier

ORIGINAL OWNERS TEND TO BECOME ATTACHED TO THEIR VW'S AND I'M NO EXCEPTION. 261,000 MILES AND 34 YEARS LATER IT HAS BECOME PART OF THE FAMILY.

windmill museums in the U.S.! Being windmill owners ourselves, we had to see this four acre field with over 45 working mills, all turning in the afternoon breeze, Their squeaks, moans, clacks, groans, whistles and squeals created a wonderful symphony. There were no campgrounds in the area so we settled in next to the town pond for the night. Very dark this evening with a million stars out, what a great end to a wonderful day. Up the next morning to roll out but the ignition switch would not send power to the solenoid (a sometimes quirk of the "Blue Shoebox?". No problem, go back to hit the auxiliary starter button in the engine compartment mechanic's helper). Fired right up and down the road to see the next piece of equipment up on a pole-a cement mixer drum advertising a redimix company.

On east through Oklahoma, stopped in Enid for a "whole town" garage sale but no old VW or "A" parts. Outside of Dover, Oklahoma another piece of equip-

ment up on a pole- an 8' diameter trenching wheel. On into Oklahoma City to visit a friend of JudyJo's, an antique doll collector and doll repair lady. Camped east of Oklahoma City that night and the next day headed into Arkansas. Stopped for a few hours of antiquing in Van Buren Arkansas

and then camped on the Arkansas River that night. On east to Carlisle Arkansas where we stopped at Nick's BBQ for some fantastic ribs and fixin's.

Heading into the east end of Arkansas we saw the first of only four VW vans on the whole trip, (within a block area of our home there are five VW vans!). It was a vanagan heading west and we waved to each other.

We have run a CB in the van for a lot of years and have found it can be very helpful and entertaining.

Heading into Memphis, Tn. to see Graceland we heard the truckers chatting about a "linear parking lot" on I-55 south, the way we wanted to go. An accident had backed up traffic for three miles so we followed the trucks on a alternate route and avoided at least an hour of parking on the freeway! Pulled into Memphis in the late afternoon so found a Motel 6 for the night, Fixed dinner in the van then watched the weather channel to see what to expect for the next week on the road, also had a looong hot shower. Up the next morning and had breakfast at the "Rock & Roll Cafe" next to Graceland and then spent 2 hours touring Elvis's home. It was very interesting and not as gaudy as you would expect.

Continued next issue.....



Stopping off at Carlsbad Caverns



THE SHATTUCK WINDMILLS

LOCAL REPRESENTATIVES AND SPECIALISTS

Attention LiMBO members:

Local reps are out there to gather articles and input from other club members in their area, organize local get-togethers, meets, caravans, and recruit new members from their part of the world. LiMBO is here to support them any way we can and there by strengthen the club. Remember this is your club too!!

If you see a local rep for your area, or a specialist you would like to contact, please feel free to get in touch with them. If you don't see a local rep for your area and would like to become one, or to become a specialist, let me know at my address on page 2. Thanks

-Kevin Kruger

Brad Johnson

645 "E" St. SE
Washington, DC 20003-2716
202-543-4123

EuroVan Specialist

Jim DiGennaro

34 Summer St
Adams, MA 01220
413-743-1814
(Grumpy after 10pm)

Steve Paine

13 Cobblestone Rd.
Barnstable, MA 02630
508-362-9877

Pam Browning

RFD 52 Skiff Ave
Vineyard Haven, MA 02568
508-362-9877

Glen Smith

"Buses near the Bay"
30089 Hickory Dr.
Mechanicsville, MD 20659
301-884-5461.

Todd Olson

7511 Sunfish Dr. NE
Rockford, MI 49341-9051
616-874-5536
todd.olson@charter.net
www.busesbythebeach.com

Fred Garnes

28042 Randolph Rd.
Detroit Lakes, MN 56501
218-847-3973
fcgarnes@yahoo.com

Bill Bowman

"Buses by the Arch"
1514 Wild Goose Run
St. Charles, MO 63303
314-949-2455

Brian Davis

245 Buck Jones Rd
Raleigh, NC 27606
KRF7807@aol.com

Ron and Becky Maxon

The Bus Guild
"Westies in the Woods"
591 Hickory St.
Westwood, NJ 07675
201-358-9169

Dennis Haynes

970 Smithtown Ave.
Bohemia, NY 11716
516-563-8248

Joel Cort

5 Hunters Drive
North Fairport, NY 14450
Joel.Cort@usa.xerox.com

Andrea Rasso

35 Sharp St.
Patchogue, NY 11772
arasso@yahoo.com

Peter Sottnik

300 N. Gardenia Ave.
Broken Arrow, OK 74014
918-355-1928 or 258-1401

David Schneider

12770 Maxfield Creek Rd
Monmouth, OR 97361-9516
503-838-5672
drj_schneider@msn.com

Alan Zimmerman

40 Wooltown Rd.
Wernersville, PA 19565
610-678-0555.

John Hamill

John's Car Corner
Rte. 5, Box 85
Westminster, VT 05158
802-722-3180

Ken Madson

7010 Woodlawn NE
Seattle, WA 98115
206-523-6525

Karl Bloss

21 Saint Andrews Dr
Hurricane, WV 25526
304-760-2115
kbloss@charter.net
www.www.org

CANADA

Frank Condelli

RR#2
1873 Concession #8
Almonte, Ontario, Canada
KOA 1AO
613-256-6763
www.busfusion.com
fkc@aol.com

...tires continued from page 6

have the best price and ship USP everyday for usually about 10 dollars per tire.

Yokohama 356 in both a "C" & "D" load rating. (62.00)

Continental Vanco 6 & 8 ply (69.00)

Michelin LTX M/S (snow tire)

Michelin Agilis (101.00)

Dunlop Sport LTS

Bridgestone 603V (79.00)

Cooper SRM

Kumho (Korean made tire)

All of these tires will perform as good as if not better than OEM. Some tires will have a longer tread life. That is probably the main difference in all of them. The Conti's that I bought, had a tread life of about 20,000 miles. I'm told that the numbers on the side of the tire, near a heading called "tread life or tread wear" the higher the number the better. The Conti's had a 260 tread wear. I'm told, anything above a 300 is really decent, 30,000 miles plus.

The bus is unique in that the tires are load rated more than tread life rated. Because it was designed as a commercial vehicle it wasn't meant for high speed travel so it has a hard tire with heavy load ratings. If any of you bought a new German car and had to replace the tires, you noticed they wore out quickly. Usually in about 20,000 miles. But your mom's Buick has tires that lasted 50,000 miles. Most German cars, because they travel fast on the Autobahn, have a lower tread life rating because they want a sticky tire compound that holds the road at high speeds. Here in the states, because we don't go as fast (or we're not supposed to anyway) our tires are designed to wear longer. The tire compounded isn't as

sticky. Unfortunately, most performance tires don't wear well because of their sticky compound. Sticky and long lasting don't usually go together.

So that concludes my research on tires. Use this info as you see fit. Feel free to contact my local tire guys. They're a wealth of info and knowledge. I can tell my guys a car and they can tell me what came on that car from the factory. They know their stuff. Good luck in your tire search. Take care. - Jim D.

Welcome New Members!

by Steve Paine

Jen & Bill Aubin, Deland, FL ('87 Westy)

Andrew Dibari, Hunter, NY

Gerry Edge, Ottawa, ON

Bob Garretson, Upland, CA

Wayne Hall, Portland, ME

John Jordan, Northboro, MA ('90

Vanagon Carat, '74 Beetle)

Peter Knott, Hope Mills, NC

Daniel Morrison, Hershey, PA ('85 Westy, '91 Vanagon)

Ellen Morrison, Frederick, MD

Joseph Oreilly, Philadelphia, PA

Steve Stankowski, Massapequa, NY

Available or Wanted submission:

As a member of LIMBO you are entitled to a free classified ad each month. Try to make it 100 words or less, written legibly with any abbreviations that can be made (i.e. 147k mi., trans., Westy, PS, PB, A/C, etc.) Include a price if possible, your name, phone #, e-mail(if appl.) and state and be sure to mail it in time for the next newsletter submission deadline indicated on page 2 of this issue.

Send to: **Transporter Classifieds, 3 Oak St, Mystic, CT 06355** wmonk@snet.net

or via the Web: <http://www.bcn.net/~limbo/classifiedform.htm>

Name

State or (optional) address

Phone ()

E-mail

Attention members. We're going to do an update of the TTT that just came out in the January issue of the *The Transporter*. If you were not listed, and want to be, or if your information is listed incorrectly, please fill out this form and return it by May 1st. We'll publish an insert flyer in the May- June Issue of the *The Transporter*. Please, only fill out the form if you **WERE NOT LISTED** or your information was listed incorrectly. Thanks. -Jim D

'04-'05 Transporter Tourist & Traveler Directory Update

LiMBO (Late Model Bus Organization, international) and NEATO (Northeast Association of Transporter Owners) have established a directory of club members who offer their assistance to other traveling VW Bus enthusiasts in the event of a breakdown, or emergency and also to make it possible for a traveling Bus person to call or visit with other members in non-emergencies. (sometimes a talk or visit with a friendly fellow bus owner can make a trip much more fun and rewarding).

If you would like to be listed in the **Transporter Tourist & Traveler Directory (TTT)**, please provide the following information. If you checked last year's form to continue your listing this year, filling out a new form is not necessary UNLESS your phone number has changed AND/OR you would like to change your listing. Your membership must be in good standing in order to be included in the Directory. If you're not sure, please send a new form.

By filling out and returning this form, you agree that neither **LiMBO or NEATO**, nor any of their officers, members or associates will be held liable for any action resulting from the distribution, use, or abuse of the information you provide. (The list of names compiled will not be sold to anyone!) Participation in the **TTT Directory** is completely voluntary. If you do not feel comfortable giving out any information, do not give it.

Use of the **TTT Directory** is open to all members, in good standing, of **LiMBO** and **NEATO**, and only members of these organizations.

I understand and agree to the above conditions (**signature required**):

(signature): _____

FILL IN ONLY THE INFORMATION TO BE PRINTED IN THE DIRECTORY

FIRST NAME (only please!): _____

CITY/TOWN, STATE/PROVINCE: _____

PHONE (REQUIRED): (_____) _____

email (OPTIONAL): _____

I would be willing to help in the following areas (Check where appropriate):

- | | |
|---|---|
| <input type="checkbox"/> In an Emergency only (E) | <input type="checkbox"/> Working tools (WT) |
| <input type="checkbox"/> Telephone assistance only (TA) | <input type="checkbox"/> Space to work on bus (SB) |
| <input type="checkbox"/> Overnite parking (OP) | <input type="checkbox"/> Some parts available (P) |
| <input type="checkbox"/> Camping Space (CS) | <input type="checkbox"/> Storage Space (SS) |
| <input type="checkbox"/> Spare Room (RM) | <input type="checkbox"/> Mechanical help (MH) |
| <input type="checkbox"/> Coffee & Conversation, emergency or not (C&C) | |

You can contact me:

- | | |
|---|--|
| <input type="checkbox"/> Weekdays only | <input type="checkbox"/> Call before you visit |
| <input type="checkbox"/> Sat./Sun./Holidays | <input type="checkbox"/> Stop if nearby |
| <input type="checkbox"/> Anyday | |

Call (or visit, if checked above) only between the hours of:

Weekdays: _____

SAT/SUN/Holidays: _____

Please send completed form by 5/1/047 to:

LiMBO (TTT), Jim Digennaro 34 Summer St. Adams, MA 01220

revised 3/21/04