

The Transporter

THE OFFICIAL NEWSLETTER OF THE LATE MODEL BUS ORGANIZATION, INTERNATIONAL- LIMBO

h
e
T
r
a
n
s
p
o
r
t
e
r




At the end of the rainbow there isn't gold, its buses!!
This shot was taken at Busfusion this past June. photo by Nevin Lescher

If you would like to help out the victims of Katrina or any other disaster, contact the American Red Cross at www.redcross.org or 1-800-HELP-NOW

INSIDE:

Destinations
Mid West show revue
Another tale for the 1945 Underwood..



You have a copy of volume 18, issue #4 of *The Transporter*, which is published 6 times per year by the Late Model Bus Organization, International inc. Deadline for next issue:

November 1st 2005

The Late Model Bus Organization, international is dedicated to the maintenance, restoration, and improvement of post-'67 VW Type II's including Vanagons & Eurovans! The only prerequisite to joining is enthusiasm for these great vehicles.

Membership in LiMBO (which includes a subscription to *The Transporter*) is \$25 per year (\$30 US funds from US bank for non-US members), 2 years is only \$48 (\$58). Make checks payable to LiMBO. PLEASE direct correspondence to the appropriate address listed below:

Editorial/ Submissions

The Transporter
C/O Jim DiGennaro
34 Summer Street
Adams, MA 01220
413-743-1814
editor@limbobus.org

Associate Editor: Events/Classifieds

Bill & Amy Monk
3 Oak Street
Mystic, CT 06355
(860) 572-2006
wmonk@snet.net

Membership, Address Change

Steve Paine
13 Cobblestone Rd.
Barnstable, MA 02630
nuvi@capecod.net

Website/ Internet

Philip Dlugolecki: LiMBO@limbobus.org

New Members

Back Issues:

Dale Ward (LiMBO)
9 Golden Hill Ave.
Shrewsbury, MA 01545
limbobus2002@aol.com

Local Rep. Coordinator

Kevin Kruger: kebonivan@aol.com
LiMBO-Mart Coordinator
Nevin Lescher: nesu@cox.net

Officers

President

Stan Wolfarth
29 Woodland Rd.
Wayland, MA 01778
stan.wolfarth@bentleypublishers.com

Treasurer

Glen Smith
30089 Hickory Drive
Mechanicville, MD 20659
cmoney@ameritel.com

Secretary

Mike Guilfoil
10 Meadow Parkway
Franklin, MA 01545-0166
mjpg21@excite.com

Back issues of *The Transporter* are \$4.00 per copy. Some issues are available as photocopies only.

Although every possible care has been taken to make the information contained herein as complete and accurate as possible, NO LiMBO CLUB MEMBER, PAST OR PRESENT, SHALL BE LIABLE FOR ANY DAMAGES RESULTING FROM THE USE OR MISUSE OF INFORMATION CONTAINED HEREIN.

Observe proper safety precautions when working around a vehicle, especially an older vehicle. Pay strict attention to manufacturer's directions, wear safety goggles, gloves, respirators, and proper clothing. With proper care the automotive hobby can be accident free and fun.

LiMBO is not affiliated with Volkswagen of America, Volkswagen AG, or Westfalia. 'Vanagon' 'EuroVan' and the VW logo are trademarks of Volkswagen.

Visit Us On-Line at: <http://www.LiMBObus.org>
(413)743-1814

General Email: LiMBO@limbobus.org
Copyright 2005 by LiMBO, Inc.

INSIDE:

Features:

Buses By the Beach/ "Bus Boo"	4
Another tale from the Underwood	5
Mid West Show Revue	6
Destinations: Alaska	9
The Tee Pee at JCC	15
Parting Shots	16

Departments

Views though the windshield	2
Letters	3
LiMBO-Mart	8
Coming Events	10
Welcome new members	10
Midwest Scene	11
Swap Area	12
Area Rep directory	14

Views through the Windshield

Hi Gang,

Welcome to another issue of *The Transporter*. Fall is here and the show season is about done for this year. Where does the time go. What a great show season we had this year. The weather was great at almost every show. I missed the Buses By the Buoy, but I heard it was a great time as always.

Just got back from Transporterfest/VW day at the Museum of Transportation in Brookline, MA. Nice day and a decent turnout. About the same as last year, but its been down. Its such a great location and Stan does a good job of it, I can't understand why we don't fill the place every year. I guess we'll have to put a push on it next year.


Another good show I went to just the week before was the VW reunion at Woodstock. Its put on by the Hudson and Mohawk Society of VW owners (HAMS).

Turn out was down, about 100 cars. They've had some trouble the last couple of years. Last year they lost their show field so they had to cancel the show. This year they move the show to the Saratoga County Fair grounds in Balston Spa, NY. It used to be in Woodstock, NY but they out grew that location several years ago. The new location is great. They have several covered buildings for the swap meet and a very large field for show cars. I'm looking forward to next years event. If you live in the Northeast, you should make plans to attend.

You can see photos of both the Woodstock show and Transporterfest on the LiMBO website <www.LiMBObus.org>

Inside this issue we have another Destination for you to read about. Contributing editor Bill Dummit took a trip to Alaska and he fills us in on the area and what to look

continued page13...



Dear LiMBO,

We just bought an '84 Westfalia Vanagon and we're crazy with joy! It's truly been a dream come true. (Thanks to John at John's Car Corner in Westminster, VT, who specializes in VW sales and restoration, for facilitating all of this.) Steve, in his past-life before kids and professionalism, had a '72 High-Top Camper, which he had to forfeit for a sad period of time, to "grow-up." But life has renewed our passion for adventure, and we have hence realized the potential of the human spirit... so we found, what else?!?! A Westy!! (In mint condition, if I may add!) We took the down payment we had set aside for a house, threw caution to the wind, and followed our dream. She sits proudly in the yard!!

We immediately joined the LiMBO Brotherhood, have begun to receive the newsletter, and feel a part of the VW Community...so thank you.

Now, we've got even more exciting news! Steve and I got married on the full moon in August 2005, in a secret, private ceremony on a mountain peak where we had our first date. The next morning, we hiked down, jumped in our new (to us) Westy and headed off to tell our friends and family. What a story! Newlyweds, a cool hippie van, road-trippin' with a bit of exciting news! (A funny aside...the only place we registered for wedding gifts from friends and family was at, Go.Westy.com, because we don't want more "stuff," just cool accessories to pimp our ride!)

Steve and I LOVE our "new" Westfalia (an '84... among first of the water cooled, of course). We love it so much that even when we're at home, we truly sleep in it out by our fire pit by the river... and we intend to, until the snow flies!! (Sorry but the futon we sleep on in the house just doesn't compare to the lavish Westy accommodations!)

Our eventual plan is to head south to Belize for a long-term (aka~ The Rest of Our Lives) stint. We are completely fed up with America and consumerism. We will be heading out after I finish my Master's Degree in Science Education. We plan on becoming American Ex-Patriots, and living large on a beautiful beach in Belize...in the Westy. Maybe sell Margarita Sno-Cones to the tourists in a Tiki-Hut on the beach. If any fellow Westy-Lovers have any advice for us, or want to join our renegade adventure, please contact us at Lara_Bitler@yahoo.com.

Well...we're planning on heading out to Watkins Glen, NY on Oct. 1 & 2 for "Westies at Watkins

2005"...hope to see some of the brethren. If you can make it, be sure to look us up...we've got Vermont tags, that say, "Pirates." (We've named her, "Queen Anne's Revenge, after Blackbeard's ship!) See you there!

A special "Thank You" to LiMBO and all Westy owners for bringing such joy into our lives!

Steve Kainen & Lara Bitler



Mr. & Mrs. "Blackbeard" on their wedding day atop Pond Mountain in Wells, VT.

Steve and Lara, Congrats on your nuptuals! Good luck and here's wishing you a long and happy marriage. As a side note, I wanted to buy the van from John's Car Corner, but I was told I was too late! I'm glad it went to a new owner who will take good care of it. Best Wishes! -Jim

Dear Fellow LiMBO enthusiast,

Just was given a 1982 Westy by a fellow Civil War re-enactor. Has some good parts A/T trans and other parts.

Also have a 1981 Vanagon seven passenger van I paid \$200 for it. I'm thinking of restoring it as a military vehicle.

I've seen 'em at government Auction. Vanagon van, single and double cab pickups that sell for \$3000.00

They were use in mostly noncombat situations.
Michael Morrell , Williston, FL

Michael, welcome to LiMBO! Michael has volunteered to be a Area Rep in Florida. So contact him if your in the Ocala/ Gainesville area.

Hello Jim,

Had to have an emergency engine rebuild.

- my story----- A couple years ago left home (KY) in my 82 westy and headed South/West on my annual "get out of town" when the snow flies. The engine had been showing occasional signs of "somethings not right" - so planned on a good inspection as soon as I got back home.

continued page 4...

...continued from page 3

Visited family in California, then headed back, leisurely on back roads, when the occasional problems became regular - loss of power, smoking exhaust. Got as far as Texas when it gave up the ghost. Thank God, I was in Bryan TX, and was directed to "The Bug Clinic".

Yeah, well, the mechanic was a good old time air cooled guy - in less than a week I had a completely rebuilt engine (and a repaired balky 2nd gear), and was back on the road, flying over the hills under full power. By the way, bought it used a few years previously and assumed the lack of power was "normal". But, WOW - what a difference!

Of course, The Bug Clinic in Bryan TX is a highly recommended repair shop - good people as well as good mechanics.

Larry Smith
82 westy



Larry, I'm sorry to hear about your troubles. But at the same time, I'm glad it worked out. Thanks for the tip about The Bug Clinic. We're always looking for good mechanics. Here's one we can add to the list. Thanks again. -Jim

Hi LiMBO.

I have a very nice 1980 Vanagon (air cooled, 2 liter, hydraulic valve motor). Motor lost power and belched oil on a hot day in Syracuse NY 2 weeks ago. It is now home in Uxbridge, MA and I am trying to figure out what options I have for repair, rebuild without spending too much. Any ideas? My thought was probably unrealistic, but I was hoping to find a retired mechanic who would be interested as a side job.

My address is 348 Blackstone Street, Uxbridge, MA 01569 with phone of 508-278-3003 and E-mail of offcenter01569@aol.com
Lanny Hanscom

Seems like this is the year for engine troubles. When someone asks me where to get a rebuilt engine, first thing that comes to mind is 'Boston' Bob at Boston Engine. Sounds like your on a tighter budget. At this point, no one comes to mind. But I've printed your info, perhaps someone will contact you. Perhaps you can save your pennies over the winter and buy a Boston Engine this spring. Bob does good work, and he stands behind his work. Good luck. -Jim

	
Marty's VW Service	
Sales and Service New and Used Parts VW Wrecks Bought and Sold	
203 Center Street New Milford, NJ	Fax: (201) 261-7474 (201) 261-4244

Hello Fellow Volks Folks,

Just a quick note to thank everyone for coming to our 6th event at Buses By the Beach. We had great fun, perfect weather and a great turn out. We can't wait to get together again.

Thank you to everyone that worked so hard to make this weekend a success! Thank you to our 2005 Gold Level Sponsor GoWesty. Thank you to Kirt Weakman for bring the home brew beer and offering it up for donations. Thank you to Roger VanTill, Dave Strohschein and Kirt Weakman for cooking the late Saturday night "Queezy-dilla's" and the Sunday morning BBBBBB (Buses By the Beach Breakfast Burrito Buffet). Thank you to Grateful Ed and Curt VanLoon for the shirts they offered up for donations. Thank you to Caty Hirt for the children's activity bags. Thank you to everyone that brought ingredients to the Breakfast Burrito Buffet. And one last thanks for the hugs, love, stories, belly laughs, and for being good friends.

Congratulations go out to the following winners of the "Bus Boo" Halloween party:

Best Site Decoration: Kevin Field from Chicago, IL driving a 1979 Bus

Best Adult Costume: Jon Pearce and Deb Gemmell from Waterloo, Ontario Canada driving a 1990 Westy

Best Kids Costume: Keegan and Elly Dews from Rockford, MI riding in a 1984 Westy, James Olson from Rockford, MI riding in a 1987 Westy, Eric Menn from Porter, IN riding in a 1985 Westy and Nick Scott from Rockford, MI.

Greatest Distance Traveled: Ron and Val Letenyei from St. Louis, MO driving a 1978 Westy.

Bus in most need of restoration: Billy Hirt from Rockford, MI driving a 1984 Westy

Department of Homeland Security Award: (Most likely to be pulled over) Doug Engle and Robyn Luther from South Bend, IN driving a 1976 Westy. They were given a special cake that said, "Hope you get out of jail soon" and had a hacksaw blade hidden inside the cake.

The dates for next year's events will be the same as it has been in the past; the weekend before Memorial Day Weekend and Two weekends after Labor Day weekend. So mark your calendars for the Spring Burn Survivor Car Show (500+ cars) and campout will be May 19th -21st

continued page 13...

<h1>BOSTON ENGINE</h1>
(508)653-7229 www.bostonengine.com
Rebuilt Air and Water Cooled Engines Parts and Machine Shop Service Customer Tech Support 30 Years Experience Bob Donalds

ANOTHER TALE FROM THE 1945 UNDERWOOD

By Ray Beardslee

Bay Window defrosters leave a lot to be desired! While preparing our '70 van w/911- 6 cyl. for the trip to Hershey last year (Bus To Chocolate Town) I contemplated fresh air defrosters. The 911 puts out plenty of hot air defrost but I wanted to clear the windshield during the high humidity of rainstorms without using the heater. Even using the heat defroster in cold weather creates window fogging until the inside air heats up because the cold, moist air condenses on the warm glass until the air is dry enough to prevent it.

I had seen a couple ads & articles on the "Heater/defroster Boost System" from Barney's Import Parts in Tucson, Arizona (800-833-3827 or 520-888-8200). This looked like a possible solution. I ordered the kit (\$130+\$9SH) and when it arrived I proceeded to try and make it do what I wanted. The two high RPM "jet type" fans are about 2" in diameter and 6" long. Where could I fit these into my fresh air vent behind the dash? After removing The cardboard kick panels and studied the challenge for a couple days; looking into different ducting modifications and mounting brackets I was stumped. The fresh air grill beneath the windshield leads to a large square plenum (I guess where the rainwater is separated from the fresh air) and then to large 4" ducts to either side of the vehicle. From there the vents to inside the windshield go up to defroster slots and continue on to the door/armrest ducts for the rear passengers. Our van is set up for camping for two people and I have removed the door ducts/ armrest and blocked off the duct at the front edge of the door. Different armrests have replaced them along with a map pocket on the drivers door. So now, all the fresh air goes to the windshield and the two round adjustable vents at the ends of the dash (they do a good job of defogging the side windows.)

At that point the proverbial "LIGHT" came on, the fans are tubular shaped like the round ducts from the square plenum box to the split ducts- could this be the only place to mount them? After removing the split ducts to windshield defroster slots and dash end vents I removed the round outer half of the mid ducts (see photo) measured its diameter, about 4". The mounting ears on the fans were wider so I cut them off with a coping saw, (the fan housings are plastic). That was hard to do because if my plan didn't work I would have to redesign the mounts. Once the mounts were cut off I set the fans into the round section of the ducting and contemplated situation for a while, trying to figure out the simplest way to center the fan in the duct. The next "LIGHT" came on. The fans are somewhat noisy, being designed to mount into the floorpan the noise would not be a problem, but under the dash they were loud! While trying to figure how to quiet the fans the mount revealed itself to me. I cut a piece of 1" foam the length of the fan

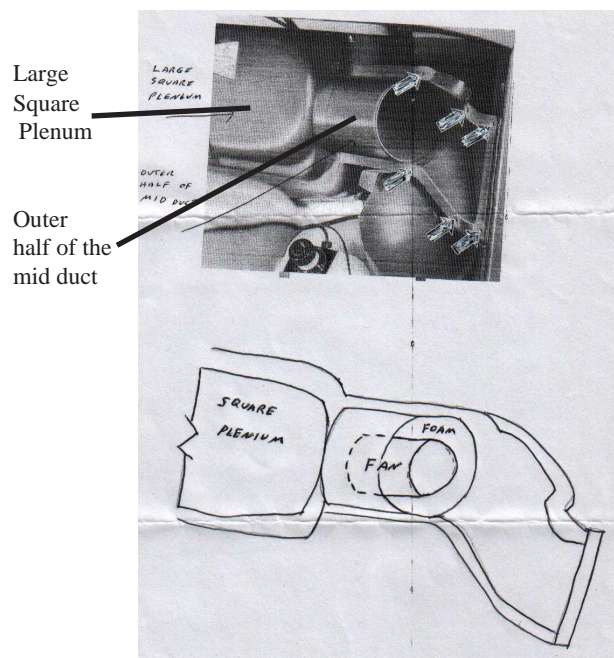
housing and wide enough to completely wrap around the fan, "hot dog bun" style and laid it into the duct, it fit tight enough so no other mounts were needed. I replaced the outer half of the duct and screws and hooked it up to the three speed switch provided, turned it on and hoped for the best. It worked! On the two lower speeds it was quiet and on high it was only a little noisy, and it blew lots of fresh air. -.

Summer in SoCal is not a good place to test window defrosters so I just had to hope it would work well enough in rain storms. I was concerned that the air flow through the fans when they were off would not be enough to be a real vent, but a quick trip down the freeway showed that, although the volume was diminished, there was still a good amount of cool air coming through the vent. To help this passive air flow I moved the power wire just a bit. There are three struts mounting the fan motor to the inside of its housing. The wire comes out of the motor between these struts so I drilled a hole in the housing in line with one of the struts (see diagram). I then put some shrink tubing on the wire where it goes through the joint of the fresh air duct of the van and hooked up both fans the switch mounted under the dash.

Our first rainstorm on the trip to "Chocolate Town" was in Tucso, Arizona from the hurricane down in Mexico and then another all the way across Pennsylvania proved that the installation worked fine, however, the vents must be open fully.

The old "Blue Shoebox" now has great hot and cold defrosters. We're still contemplating air conditioning though and the newly rebuilt 911 runs fine.

Keep vanin' Ray Beardslee



Mid-West Show Revue- By Jerry Spellman

NIVA Show

NIVA (Northeast Illinois Volkswagen Association) and Anderson Volkswagen, Crystal Lake, IL, pulled off VW-FEST 2005, "northern Illinois' largest all-VW car show and swap meet". For spectator free entry, minimum show and swap entry fee, this was the place to go. On show display were many levels of quality preservations and restorations, a wide time spread of air-cooled and water-cooled cars, an easy grouped view of cars in 20 show classes, a range of colors from the visible light spectrum (infrared and ultraviolet wavelengths were present as well!) and of course many colorful people sharing their specialties.

Swappers, toy venders, tee-shirt venders, and food providers did, in some cases, a serious business. The clear day warmed all without overheating. NIVA and Anderson VW generously staffed the show which obviously required planning, set-up, and clean-up.

Harsh Winters Vintage VW Club Show

Well, the Earl of Sandwich did not show up again, but some near 65 show VWs plus even more non-show VWs parked in the Sandwich, IL, fairgrounds. Why did they come, you ask? Well, the Harsh Winters Vintage VW Club put on their annual show toward the end of a harsh summer in this midwest area. (Maybe they may become the Harsh Summers Vintage...) Well, and that's a deep subject, even so, the location was a grass and tree area presenting not a harsh day at all. The club put their registration tent in the blazing sun, the swappers (about 12 or so) were located in mild sun, but the cars were nearly all in the shade.

The club did all the work: making grilled food, snack food, and drink food available; staking out organized locations for the various show classes; securing an area for spectator parking; running a few childrens games; providing background music for the day; dispensing numerous donated door prizes; and fabricating individualized show trophies right there on site.

There were twelve show classes (air and water) plus "rust" and "best of show". Trophies were created for 1st, 2nd, and 3rd places. There were many excellent looking cars (best of show was a '62 23 window split window bus), loads of sociable people, pleasant swappers, lots of happy participants. Nothing harsh about this show!

Manasas Bug Out 58

"Cheers rang through the streets of Washington, July 1861, as Gen . McDowell's army, 35000 strong, marched out to begin the long awaited campaign to capture Richmond and end the war. It was an army of green recruits, few of whom had the faintest idea of the magnitude

of the task before them. But their swaggering gait showed that none doubted the outcome. As excitement spread, many citizens and congressmen with wine and picnic baskets followed the army into the field to watch what all expected would be a colorful show." (U.S. Dept of the Interior document)

Well, I didn't see congressmen with wine and picnic baskets, but it was a colorful show, it was exciting, there were swaggering gaits, it was an awaited "campaign". My wife and I marched around the BUGOUT 58 at Old Dominion Speedway in Manassas, Virginia. Though there may not have been 35000 strong, there were hundreds of cars, thousands of people, millions of new and old parts, and uncountable verbal exchanges of help, compliments, and suggestions.

Perhaps you know that two Civil War battles were fought in the area, First Manassas (First Bull Run), July 1861, and Second Manassas (Second Bull Run), August 1862. In the first, both sides were stunned by the violence and destruction. Both sides had thought the war's outcome would be decided quickly. The Washingtonians came out to watch but were entrapped in a Union rout of retreat which the Confederates were too disorganized to follow up. Thus, a sort of draw. It was during this battle that Gen. Jackson picked up the nickname of "Stonewall Jackson". In the second battle there was greater carnage. The Confederacy was brought to the height of its power with several bold moves outwitting the Feds. The Feds withdrew seemingly in defeat. Manassas junction had been a supply depot for the Feds.

Nowadays, among other things, Manassas is the location for a rather large show of VW cars, VW venders, VW swappers, VW drag racers, and assorted VW pleasing things. The variety of cars included those from air-cooled to water-cooled, from young to old, from trailer queen to daily driver, from pristine to shabby, from polished to drab. The perfections in the cars and the quantity of the buyers, sellers, and just plain "tire kickers" was astounding. All was in living color. Wilma and I got in much walking exercise and if you were to come so would you! We bought parts, looked at cars, watched races, ate hot dogs, talked to many people, took pictures, and traped back and forth. We did not do everything possible! Besides what I have mentioned, there were Drag races and other events like a Slalom, awards for show cars, for race winners, and the slalom winners (cash as well as pride). More and better details will, no doubt, show up in a national magazine in six months or so, eh?

Although it's tough to get to so many, support those local shows far and near.

Random shots from Jerry's Camera



Left: NIVA show

Right: Harsh Winter's Vintage meet



Above: Jerry's bus at Harsh Winter's Vintage meet
Below: Buses at Manassas



SALES · SERVICE · PARTS

The Bus Co.

VOLKSWAGEN BUS SPECIALISTS

PO Box 621 Duvall, WA 98019

(206)523-6525 FAX (206) 524-8868

visit us at:

WWW.THEBUSCO.COM



LiMBO STICKERS


LiMBO Stickers are now available. Its black and White and uses the original LiMBO artwork. Its two inch in diameter and is static stick for years of use. It can be transferred to a new vehicle. Finally no more of the old logo stickers where the white background falls off. Comes to us from membership coordinator Steve Paine's Business, Cape Cod Impressions. So it has to be good. While supplies last! Price: 3.00 shipping included.

Book Deals


Dometic Vanagon Refrigerator Repair manual

LiMBO has acquired the complete repair and part number manual for the Dometic Westfalia Refrigerator, 26 photo copied pages and spiral bound. This 'unofficial' VW dealer version covers lighting propane, operation, service and troubleshooting with fully detailed pictures. Complete resource to complete all repairs. Also includes VW tech bulletins updates. Price: \$13.00 (includes shipping)

We have secured a deal with the recognized leader in Volkswagen service manuals for club members to purchase Type II, Vanagon and Eurovan manuals at a significant savings off retail price while helping the club at the same time.



Volkswagen Station Wagon/Bus Official Service Manual Type 2: 1968-1979, by Volkswagen United States. This comprehensive manual covers numerous mechanical procedures including: power-assisted disc brakes, dual carburetors, fuel injection, suspension, transmission, and electrical troubleshooting and diagrams. It does not cover '74 and later Campmobile interior equipment. 464 pages, 753 illus./diagrams, softcover, 8-3/8" x 11"; \$34.00 (A 5.95 savings) plus \$5 shipping.



Volkswagen Vanagon Official Factory Repair Manual: 1980-1991 including Diesel, Syncro, and Camper, by Volkswagen United States. This manual is the same "professional format" supplied to authorized dealers in the U.S. and Canada. It's heavily illustrated and covers every aspect of routine maintenance and service work, including air and water-cooled engines and Westfalia campers. This one of a kind manual is the source for all your Vanagon repairs or questions. 1388 pages, 2295 illustrations, 247 pages of electrical wiring diagrams, 1216 item index, softcover, 8-1/4" x 11-5/8"; \$82.00 (A 17.95 savings) plus \$7 shipping.

LiMBO-Mart



Volkswagen EuroVan Official Factory Repair Manual: 1992-1999 This manual is the same "professional format" supplied to authorized dealers in the U.S. and Canada. It's heavily illustrated and covers every aspect of routine maintenance and service work, including Gasoline, Diesel, TDI, 5-cylinder and VR6, including Multi-Van and CV Camper. By VW of America. Two Volume set, \$155.00 (A 34.95 savings) plus \$10 shipping.

Eurovan Winnebago Repair Manual

LiMBO has also acquired the complete repair manual for the Eurovan Winnebago. 132 pages. Lots of good information to fix the Winnebago camper equipment. Including, fridge, furnace, electrical and plumbing. Only 20.00 (includes shipping)

LiMBO Beer Tankards

Heavy Duty 16oz Glass (Beer) Tankards with black & white LiMBO logo, dish washer proof. You've probably had your favorite microbrew at your local pub in these same glasses and tried to stagger home with one under your coat. But now you can have one of your own! Only 15.50 per pair (includes shipping)

LiMBOclox



Coming soon - in Limited Supply
Pre-order yours now. \$15.50 includes shipping

LiMBO Tee shirts.

All new LiMBO logo Tee Shirts. Gray Beefy or Oceana green with black or yellow LiMBO logo on left front with 'LiMBO Diner' artwork by Chris Brown on back. (as Pictured)
Sizes Large through Double Xtra Large. Price: 16.50 (12.00 plus 4.50 shipping) Specify size when ordering.

FRONT



www.limbobus.org



BACK

Send Check or Money Order to:
LiMBO-mart
C/O Nevin Lescher
295 Reed Ave
Windor Locks, CT 06096

Can also be purchased through our Website
www.LiMBObus.org

Destinations

Hyder, Alaska - By Bill Dummit

The holy grail for many campers (VW-driving and otherwise) in the US is a road trip to Alaska. It is the ultimate American road trip. I can remember countless campfire discussions where an Alaska road trip was the dream of all the participants. Bev and I made such a trip and wrote a Transporter article about it in 1999. A trip including Anchorage and Fairbanks from most places on the US/Canada border takes a week or more each way up the Alcan, plus whatever time is spent in Alaska. Add it all up and a decent road trip normally ends up taking at least a month. It can be done in less, but at such a rapid pace that it takes the fun out of travel.

One spot in Alaska is a lot closer, though. The community of Hyder, deep in the southeast arm of the state, is a great road trip destination. Come to think of it, it is strictly a road trip destination, since there really isn't any other way to get there. Hyder lies at the end of an access road that heads west from Cassiar Highway in western BC. Cassiar Highway itself is one of the most remote and scenic highways in North America. It can be reached in three or four days driving from Seattle or most other spots along the western half of the US/Canada border, a little longer from further east or south. A grand two-week trip from Seattle, Spokane, or Glacier Park as a jumping-off place could include Glacier, Banff, and Jasper National Parks, with Hyder as the northernmost destination and your choice of many other fascinating destinations in British Columbia and western Alberta included. Two weeks is a lot easier to manage for most working people than a month. Hyder has a sort of "sister" city just across the border in BC. In fact, you can't get to Hyder without driving through Stewart, BC, Hyder being at the end of the road that leads to and through Stewart. Geographically isolated from the rest of Alaska, not to mention to the rest of the US, Hyder depends on BC for most goods and services. Most merchants prefer Canadian currency since they don't have a US bank. All this notwithstanding, there is no doubt when you enter the town that you've left Canada and entered the USA. Stewart, BC is straighter and more prim than Hyder. I've heard at least one report that Stewart is hostile to perceived counterculture types such as VW bus owners, although I've never experienced anything negative. Hyder is definitely on the other side of the fence, since many residents (there are only about 100 year-round) seem to qualify as a counterculture types. Most houses are obviously owner-built and there clearly is not a lot of social pressure to actually finish a house once it is habitable. The best place to eat is a

seafood place called The Bus, housed, naturally, in a converted bus. Not a VW bus, but it has the same charm nonetheless. There is a large community of summer residents in the local RV park, and they are one of the happiest groups I've run into in my travels. As one of them put it, everything you'd go to Alaska to see is there in Hyder- brown and black bears, giant glaciers, deep fjords. If you're looking for a spotless, neatly painted village such as you might find in New England, you're in the wrong place. For that matter, pretty much all of Alaska would be the wrong place.

The premier attraction from mid-July to September is a creek just north of Hyder that attracts a high brown bear population with its chum salmon run. With so many bears present, professional photographers took notice and began arriving in droves. To minimize unsafe bear/people interactions, the Forest Service erected a fenced boardwalk along the creek. Almost everyone in Hyder shows up regularly at Fish Creek to watch the bears. There are few places like it. It compares well to Katmai National Park on the Alaska Peninsula as a bear-watching destination, but is much easier and cheaper to access.

Also near Hyder is spectacular Salmon glacier, one of the largest in North America that is accessible by road. You have to bump 20 miles down a god-awful dirt road to get there, but it is passable for a 2wd van, and well worth the trip. On the way up you may see dozens of icebergs the size of pickups bouncing down the river from the glacier.

Even just getting to Hyder is spectacular. The access road from the Cassiar highway passes Bear glacier- not as spectacular as Salmon glacier, but still impressive, and within a few hundred feet of the paved road.

If you have time to drive all the way up the Alcan to Alaska, by all means do so. Make sure you take the Cassiar one way and make a stop in Hyder. If you don't have that kind of time, a tour of western BC with Hyder included is almost as good.



Hyder Alaska

coming events

Coming Events is the place to get your bus or VW related event listed! Please send the vital stats: date, time, location, activities, costs, and contact person/phone number or address. Plan ahead and list your event **early** for maximum participation.

Send to: *Coming Events*,
c/o Amy & Bill Monk
3 Oak Street
Mystic, CT 06355
EMail: wmonk@snet.net

or
Editor@limbobus.org

Remember, participation in any LiMBO event or activity is strictly voluntary and at one's own risk.

Kampers on the Rocks, Oct 7th to 10th at Bluerocks Kampground, Lennhertsville, PA. for reservations call Bluerocks at (610) 756-6366. We are at site #116. Our reservation # is 891. This site has no electric or water, so if you want to have hook-ups you'll have to reserve your own site and come and visit us!

Oct 14-16th, 2005, Harpers Ferry, WV Johns Brown's Buses The leaves should be at their peak in this area of the Appalachian Mountains. Come and enjoy the vw camaraderie, Harpers Ferry National Historical Park, the Appalachian trail, and more. If you are interested in attending please e-mail me at JBB@kookymathteacher.com and let me know. Please come join us.

NOVEMBER

Nov 20 Wayland, MA LiMBO Folding Party The last folding of the year and a great time to reflect on the summer's great events. Warm up the bus and head on out for one more ride over to Stans and help with the newsletter. Stan Wohlfarth 29 Woodland Road, Wayland, MA 01778 (508) 651-3502 (eves 7-10 pm only) or stan.wohlfarth@bentleypublishers.com

Welcome New Members!

by Steve Paine

Tommy Cox, Carrolton, GA
James Fellows, Weston, MA
Zach Granick, Somerville, NJ
Adrian Gras, Billerica, MA
Christopher Gray, Maumee, OH
Kristen Hansen, Alameda, CA
Tom Hill, Haddon Township, NJ ('69 Panel Truck)
Joseph Hix, Newbury Park, CA
Billy Junemann, West Hempstead, NY ('93 EuroVan Weekender Westy)
Steve Kainen, Wells, VT
Victor Landa, Bethesda, MD
Janice & John Leary, Bourne, MA
Paul MacInnis, Carriere, MS ('78 Camper & 3 other VW's)
Gerry Post, Rochester, MI ('81 Westy "Helga", '83 air cooled Vanagon "Hildegarde")
Mike Schmitz, Port Colborne, Ontario ('75 Campmobile)
Larry Smith, Campbellsville, KY
Larry Thomas, Milford, OH ('88 Vanagon Wolfsburg Weekender)
Paul Trudeau, Mountain View, CA
Jim Tyler, Rock Island, IL ('85 Westfalia)
Robert West, Niagara Falls, ON
Paul Whynot, West Haven, UT
Bob & Janet Wisniewski, Milford, NH ('?? Bay Window)

Returning from sabbatical:

Michael Benthin, Pennington, NJ ('78 Westy, '75 Bus)

Midwest Scene

Views from Buses Nowhere Near the Arch #20

Buses Nowhere Near the Arch near Hannibal MO (formerly Buses by the Arch near St. Louis) #20 enjoyed spectacular weather and a nice turnout in spite of the arrival of \$3/gallon fuel prices the day before. -Bill Dummit



The Buskatiers assembled a large group from as far away as Nebraska to win the best group site award.



Darrell Boehler with his Eurovan fitted with a Vanagon camping package.



This 62 splitty, driven by the same owner for 39 years, was the hit of the event. Note the ice fishing setup. The owner had photos to prove it was used for that purpose often.



The Swap Area

Club members may submit as many Available or Wanted ads as they would like for no charge. All entries must be written out as you would like them to appear in the newsletter and re-submitted for each issue they will appear in. **Repeat ads** are subject to editorial considerations and are not recommended. Include a name, state, address or telephone number. Remember, there's probably someone out there who has what you want or wants what you have! Please limit ads to less than 100 words.

Submit ads TO:
LiMBO Classifieds
c/o: Bill & Amy Monk
3 Oak Street
Mystic, CT 06355
wmonk@snet.net
Submit ads Via the Internet:
<http://www.limbobus.org>

AVAILABLE: NEW Center Carpet for '85 Westy. Cut & bound for tan interior. \$50+shipping. Jim, 309-269-0468 or email (better) JamesATyler@msn.com (IL)

AVAILABLE: FOR SALE '87 VANAGON GL AWD SYNCRO (9/27/05)

- 7 Passenger
- Full Moon Roof
- 117,000 Miles on Original Engine
- Body Solid
- 4 Cyl, 4-Spd Manual Trans w/Granny Gear
- Runs Good
- 10 Disc CD Player
- Barn-Kept for Past 3 Winters
- 3rd Owner
- Shop Manual

\$3,000 OBO Located in NE PA 30 Miles South of Binghamton, NY 50 Miles North of Scranton, PA
ctbox@epix.net • 570-853-9058

AVAILABLE: I have a 77 westy delux in good condition. Check out the samba for the add. I am in New Hampshire
CONTACT: Benjamin Schott bschott@outdoors.org
PHONE: 603-723-4280

AVAILABLE: Vanagon for sale. 1982 1.9L watercooled, that's right 82 Canadian waterboxer. Interior is 1987 weekender: Bed, table curtains etc. Has aux. Battery, extra interior lights, Gasoline fired Aux. heater. Runs and goes but needs TLC. Comes with spare Engine and Multiple fuel injection parts. Asking \$1200. CONTACT: William E. Bruce
PHONE: 207-838-7846 EMAIL: wbruce1@maine.rr.com

AVAILABLE: 1992 Syncro Ambulance in original Condition, Austrian red cross vehicle, complete with stretchers oxygen unit and lights 5500US\$. located in the EU.

CONTACT: Josef Schutzenhofer,
j_in_austria@hotmail.com
PHONE: ++43/3335 4135

AVAILABLE: 81 WESTFALIA - FULL CAMPER Stove, sink, fridge. From West coast, no winters since - but does have some rust from the water tank filler. New 3-window Sunbrella (PLF) canvas. Engine rebuilt approximately 6,000 miles ago with Mahle Pistons and top componets, Crank and rods and heads professionally rebuilt. ALL fuel lines, clutch, throw-out bearing and more replaced at that time. Brakes: rubber & some steel lines replaced, new rear wheel cylinders, front calipers. Gas tank, painted, sender and all vent lines and seals replaced.

What it needs - Exterior: Not pretty, need body work and paint - Typical dented bumpers. Interior: seats need covers or re-upholstering (cabinets in good shape), heater cables, tie rod end, - call for more details, can send pictures. Located near Mass/RI border. I spent \$3,500 on van afer purchase - Make an \$2,500 or best offer.

Contact John at kayakjr@juno.com or call (508) 636-4198



myphotos.asp?s=57741

WANTED: Front Bumper for '69 Type 2. Not too far from southern NJ or Philadelphia, PA. Tom, 856-854-1204 or tvhill@earthlink.net (NJ)

WANTED: I am searching for the fold out portion and mattress for an '83 Westy. The part I am looking for is the section that one folds out when prepping the upper bunk, that's the best way that I can describe it. Thanks
CONTACT: Tony simba206@juno.com
PHONE: 617-469-8453

AVAILABLE: For Sale or possible trade, 87 VW Vanagon Westfalia Campmobile.

102,000 miles original, 2.1 water cooled engine, strong with a 5 spd syncro transmission w/granny low. Has AC converted to R134 w/ new compresor evaporator, and expantion relay, also a Pioneer Stereo CD player. This bus is well maintained, no body rust, full gally with 3way fridge, a two burner stove, and sink. 3 1/2 Lb propane tank potable water, and city connection. AC/DC system sleeps 4, has swival seats and alot of storage space. Comes with many new parts and addons that haven't yet been installed. Need to sell, or trade for 4X4 to return to mission field \$9500 obo

call 817-995-9579 missionuate@mail.com

more pic's @ <http://imagedeposit.com/>



...Buses by the Beach continued from page 4

2006 and the Fall Bus Boo Campout will be September 15th – 17th 2006.

As you know this is a fund raising event for people that have been affected by a burn injury. The money we raise helps people get the help they need after they are released from Hospital care through peer support, education, collaboration and advocacy. Our programs and services provide burn survivors and those who care for them, a network of resources and opportunities for a happier, healthier, and more hopeful life.

The fall event is our kick off to the fund raising year and it all builds up to the spring event. Then we donate the funds that we have raised at different Buses By the Beach activities at the World Burn Congress sponsored by the Phoenix Society <http://www.phoenix-society.org/>

This years World Burn Congress was held August 24th – 27th in Baltimore, MD. And on behalf of Buses By the Beach Brien Dews presented a check before a crowd of 900 Burn Survivors a check for \$10,000. There were many tears as everyone gave him a standing ovation. All the thanks go to you that have been coming to our events, having fun and giving of yourselves to make this thing work. From the bottom of our hearts we can not thank you enough!

Wishing you many miles of smiles!

The Volks Folks at Buses By the Beach.com

www.busesbythebeach.com

Views.. continued from page 2.

for. Check that out on page 9. John Hamill at John's Car Corner had an interesting customer recently. Check it out on page 15. Ray Beardslee dug out his old, (1945) Underwood typewriter and sent me a little tech tip for your bay window bus. That's on page 5.

So what do you think about the new price of gasoline? WOW. I was thinking about this the other day. In early spring gas hit two bucks. In June I paid 2.15 for gas. Over the course of July and early August, the price rose to about 2.35. Then about the second week of August gas jumped to 2.60. Then Katrina hit. By Labor day weekend gas jumped up to about 3.50 around my area. Rumors were flying gas would hit four dollars per gallon. I imagine in some areas it did.

Now gas has dropped back to about 2.85-2.95. I figure it will hover there for a few months. Until something else comes along to make it rise again. You know of course that we will never see gas under two dollars ever again. Once you get used to paying 3 bucks per gallon, the gas companies will continue to charge that much. Most people will just grin and bear it. If you look around you start to notice there seems to be a lot more expendable cash around these days. Most people will put off buying that DVD or something like that. The only people this will really affect are the people on fixed incomes or those of us who live paycheck to paycheck.

It was kind of wild when the gas prices really started to take off. In the morning I would go to work and the gas was 2.60. At night it jumped up to 2.90. Then next morning it was 3.10 and buy the following evening it was 3.35. Seems to me that the gas in that tank was still the same gas we were paying 2.60 for just yesterday.

I happen to luck out and filled up the tank on the EV just before the big jumps in prices. Barbra filled up at 2.90. Her Jetta gets about 32 M.P.G., so she goes about two and half -three weeks on a tank. She was able to ride out the peak of the gas rush and last week we filled up again at 2.81. Fortunately, the motor home was still full of 2.60 gas so when we went to Old Orchard Beach for Labor Day weekend we only had to fill up for the way home. It still took almost 100 dollars to fill it up for the trip home. Ouch. It still takes almost 60 bucks to fill the Eurovan.

Well have a good fall and we'll talk to ya soon.

Keep on Busin' -Jim D

Submissions wanted!!

We're looking for newsletter material!! No matter how trivial you think it is, its worth considering for newsletter submission. Travel story? Technical concern. Found a new place to camp? We want to know! No article too small, no submissions rejected. Submission is as easy as an email or Type it up on your 1945 Underwood, no material rejected. This your club, get involved. Send material to: **LiMBO 34 Summer St., Adams, MA 01220** or Email: **Editor@LiMBObus.org**

LOCAL REPRESENTATIVES AND SPECIALISTS

Attention LiMBO members:

Local reps are out there to gather articles and input from other club members in their area, organize local get-togethers, meets, caravans, and recruit new members from their part of the world. LiMBO is here to support them any way we can and there by strengthen the club. Remember this is your club too!!

If you see a local rep for your area, or a specialist you would like to contact, please feel free to get in touch with them. If you don't see a local rep for your area and would like to become one, or to become a specialist, let me know at my address on page 2. Thanks

-Kevin Kruger

Brad Johnson

645 "E" St. SE
Washington, DC 20003-2716
202-543-4123

Michael D Morrell
17290 NE 28th St
Williston, FL 32696

EuroVan Specialist

Jim DiGennaro

34 Summer St
Adams, MA 01220
413-743-1814
(Grumpy after 10pm)

Steve Paine

13 Cobblestone Rd.
Barnstable, MA 02630
508-362-9877

Glen Smith

"Buses near the Bay"
30089 Hickory Dr.
Mechanicsville, MD 20659
301-884-5461.

Todd Olson

7511 Sunfish Dr. NE
Rockford, MI 49341-9051
616-874-5536
todd.olson@charter.net
www.busesbythebeach.com

Fred Garnes

28042 Randolph Rd.
Detroit Lakes, MN 56501
218-847-3973
fcgarnes@yahoo.com

Bill Bowman

"Buses Nowhere Near the Arch"
1514 Wild Goose Run
St. Charles, MO 63303
636-949-2455
Email: bill@bnnta.com

Brian Davis

245 Buck Jones Rd
Raleigh, NC 27606
KRF7807@aol.com

Ron and Becky Maxon

The Bus Guild
"Westies in the Woods"
591 Hickory St.
Westwood, NJ 07675
201-358-9169

Dennis Haynes

970 Smithtown Ave.
Bohemia, NY 11716
516-563-8248

Joel Cort

"Westies at Watkins"
5 Hunters Drive North
Fairport, NY 14450
585-377-4161
jcort@rochester.rr.com

Andrea Rasso

35 Sharp St.
Patchogue, NY 11772
arasso@yahoo.com

Pete Sottnik

300 N. Gardenia Ave.
Broken Arrow, OK 74014
918-258-1401
VWSottnik@cox.net

Alan Zimmerman

40 Wooltown Rd.
Wernersville, PA 19565
610-678-0555.

John Hamill

John's Car Corner
Rte. 5, Box 85
Westminster, VT 05158
802-722-3180

Ken Madson

PO Box 621
Duvall, WA 98019
206-523-6525

Karl Bloss

21 Saint Andrews Dr
Hurricane, WV 25526
304-760-2115
kbloss@charter.net
www.vwww.org

CANADA

Frank Condelli

RR#2
1873 Concession #8
Almonte, Ontario, Canada
KOA 1A0
613-256-6763
www.busfusion.com
fkc@aol.com

STAND BY YOUR VAN! O.K. this was a first for us at John's Car Corner! The day Amy Beam arrived in her 84 Westy for some service and repairs. You see Amy never leaves home (Maryland) with-out her Tee Pee and because it was necessary to remove it when we brought it inside, we were able to coax her into a demonstration on how to erect it. Amy (a teacher of pre-school children in the D.C. area) claimed she could do this all by herself in about one hour, however some of our customers insisted on helping (and learning) wether she needed their help or not. Well we all gained a little knowledge (Sioux nation) and enjoyed her stay. We get to meet some really neat folks at JCC.



Available or Wanted submission:

As a member of LiMBO you are entitled to a free classified ad each month. Try to make it 100 words or less, written legibly with any abbreviations that can be made (i.e. 147k mi., trans., Westy, PS, PB, A/C, etc.) Include a price if possible, your name, phone #, e-mail (if appl.) and state and be sure to mail it in time a for the next newsletter submission deadline indicated on page 2 of this issue.

Send to: **Transporter Classifieds, 3 Oak St, Mystic, CT 06355 wmonk@snet.net**
 or via the Web: <http://www.bcn.net/~limbo/classifiedform.htm>

Name State or (optional) address

Phone () E-mail

Parting Shots...



An Alaska resident getting some lunch



"Ace and Jerry" at the "Bus Boo" Halloween Party at Buses by The Beach.



Hold on now, but those away. Mike King and Nevin Lescher are getting ready to show us something. Not sure what. Perhaps its the VW belt buckles. You may want to shield your eyes. ;) Taken at Buses by the Buoy. Photo by Stan Wohlfarth.



No, its not a new highway. Its the Salmon glacier in Alaska. For details, see the Destinations story on page 9. Photo by Bill Dummit.

Official LiMBO printing company....



Mitzi Koninis
Graphic Designer
Production Supervision

**KONICA MINOLTA
BUSINESS SOLUTIONS U.S.A., INC.**
550 Marshall Phelps Road
Windsor, CT 06095
Tel 860-683-2222 x2435
Fax: 860-902-7466
Cell: 860-490-6083
Email: koninism@konicabt.com
URL: www.konicaminolta.us



**STEBRO/Vanagon
Stainless Steel
Exhaust Systems**
Stainless Steel mufflers for all Vanagons
with 2.1 litre waterboxer engines
both 2WD & Syncro models
Frank Condelli & Associates
RR #2 Almonte, ON, Canada, KOA 1AO
phone: 613-256-6763 email: Fkc43@aol.com
web: frankcondelli.com
toll free order line: 888-878-3276
Member: LiMBO - IWCCC - Capital City VW - Vanagon List