

The Transporter

THE OFFICIAL NEWSLETTER OF THE LATE MODEL BUS ORGANIZATION, INTERNATIONAL- LIMBO

h
e
T
r
a
n
s
p
o
r
t
e
r



This sweet original 1977 beetle has only 750 miles on the speedo. It was at Transporterfest/ VW Day September 26th.

See page 5 for the show coverage.

INSIDE: Transporterfest/Volkswagen Day
Rumblings from Westies at Watkins III
Whats in my glove compartment



You have a copy of volume 17, issue #6 of *The Transporter*, which is published 6 times per year by the Late Model Bus Organization, International inc. Deadline for next issue:

January 15th 2005

The Late Model Bus Organization, international is dedicated to the maintenance, restoration, and improvement of post-'67 VW Type II's including Vanagons & Eurovans! The only prerequisite to joining is enthusiasm for these great vehicles.

Membership in LiMBO (which includes a subscription to *The Transporter*) is \$25 per year (\$30 US funds from US bank for non-US members), 2 years is only \$48 (\$58). Make checks payable to LiMBO. PLEASE direct correspondence to the appropriate address listed below:

Editorial/ Submissions

The Transporter
C/O Jim DiGennaro
34 Summer Street
Adams, MA 01220
413-743-1814
limbo@bcn.net

Associate Editor: Events/Classifieds

Bill & Amy Monk
3 Oak Street
Mystic, CT 06355
(860) 572-2006
wmonk@snet.net

Membership, Address Change

Steve Paine
13 Cobblestone Rd.
Barnstable, MA 02630
nuvi@capecod.net

Website/ Internet

Philip Dlugolecki: LiMBO@limbobus.org

New Members

Back Issues:

Dale Ward (LiMBO)
9 Golden Hill Ave.
Shrewsbury, MA 01545
limbobus2002@aol.com

Local Rep. Coordinator

Kevin Kruger: kebonivan@aol.com

LiMBO-Mart Coordinator

Nevin Lescher: nesu@cox.net

Officers

President

Stan Wolfarth
29 Woodland Rd.
Wayland, MA 01778
stan.wolfarth@bentleypublishers.com

Treasurer

Glen Smith
30089 Hickory Drive
Mechanicville, MD 20659
cmoney@ameritel.com

Secretary

Mike Guilfoil
10 Meadow Parkway
Franklin, MA 01545-0166
mjg21@excite.com

Back issues of *The Transporter* are \$4.00 per copy. Some issues are available as photocopies only.

Although every possible care has been taken to make the information contained herein as complete and accurate as possible, NO LiMBO CLUB MEMBER, PAST OR PRESENT, SHALL BE LIABLE FOR ANY DAMAGES RESULTING FROM THE USE OR MISUSE OF INFORMATION CONTAINED HEREIN. Observe proper safety precautions when working around a vehicle, especially an older vehicle. Pay strict attention to manufacturer's directions, wear safety goggles, gloves, respirators, and proper clothing. With proper care the automotive hobby can be accident free and fun.

Visit Us On-Line at: <http://www.LiMBObus.org>
(413)743-1814

General Email: LiMBO@limbobus.org

Copyright 2004 by LiMBO, Inc.

INSIDE:

Features:

Car Talk Column reprint	4
Transporterfest	5
Finding Wendy	6
Rumbling at Watkins Glenn	7
Midwest scene	11
Whats in my glove box	13

Departments

Views though the windshield	2
Letters	3
LiMBO-Mart	8
Welcome New Members	9
Coming Events	10
Swap Area	12
Area Rep directory	14
Parting Shots	16


Views through the windshield

Welcome to another issue of *The Transporter*. The last for 2004. What happened to this year. Wasn't West River Westies just last week? Christmas is just a month away and hopefully your reading this while your slipping into a 'Thanksgiving turkey coma' while the game is playing in the background.

Bill Conroy sent me a copy of a *Car Talk* column that was printed in October. It really gets my blood boiling. (see page 4) I swear that those jokers get paid by Honda to push their cars. They never have anything good to say about VW buses. I remember back in 2000 they had a list of 'the worst cars of the 20th century'. It was a list of cars they had on their website and they asked people to vote and they tried to put the bus into that category, but almost no one voted on the bus. But they keep bashing the bus and Vanagon. In fact, most of the time they bash VW in general. VW is the 4th largest car manufacturer in the world ahead of Toyota and Honda. Although they do bounce back occasionally to 5th against one of the Japanese models. I say lets start a letter writing campaign and tell them what we think. So stop by 'www.cartalk.com' and drop them a note or send them a letter to **Car Talk Plaza Box 3500 Harvard Square Cambridge, MA 02238**. I already sent mine in.

As I write this it's about a week and a half from Thanksgiving. My 67 bus is snuggled in the back of the garage and my Eurovan has it's winter tires installed. I didn't think about it until this very minute, but we should

continued page 15....



Dear LiMBO:

I am the proud owner of five busses that range from my 66 to the deluxe camper unit in the 86 Vanagon. They are all in great shape. The 86 has a bunch of miles, 160k, and recently started leaking at one of the heads. I read an article in the Transporter last year about a guy that put a retro engine built by Ken Morgan in Colorado into his Vanagon and it transformed his Vanagon experience because of the improved performance with this engine. Have tried to no avail to contact Ken Morgan in an effort to secure one of those engines. I am in Florida and am now ready to get an engine to put this Vanagon back in the running. Are there any readers out there that can help me with some information about such an engine or can refer me to the location I can receive such a service. Is there anyone in Florida that can do the work of putting the engine in the bus for me? I enjoy the newsletter very much and I thank you, Dave Knoderer Letterfly@aol.com 813 505 5539

Dave,

Perhaps the conversion you're referring to, is the Tii Trading Company conversion from California <www.tiico.com>. They offer brand new VW of South Africa in-line four cylinder conversions for the Vanagon. They import complete engine assemblies direct from VW of South Africa. Its the same engine used in Vanagon there and its almost the same engine found in the mid 90's Jetta's here in the USA. If not, perhaps someone else might know what Dave is looking for. -Jim

Jim,

Thanks for the great article on cabinet fabrication for your '93 Eurovan. I read it and got all excited about installing the same type of cabinets in my rig, when I discovered that your rig is not the same as mine, i.e.. I have a Winnebago Camper, and the interior configuration is totally different. The nice across the ceiling cabinet offered by the Reimo firm in Europe is only for probably the Westfalia models sold in Germany, My driver side clothing cabinet at the rear precludes the installation of the across the roof unit they have listed. The other disappointment was they failed to answer my inquiry whether they did any modifications to fit my rig. Oh well, it was a good try. It appears I will have to have a custom roof cabinet made, but hanging it on the children's restraining tether anchors will probably not be possible with the front two anchors due to head clearance when sitting in the rear passenger seat which makes into a bed. And I thought I had an easy fix and just order one from Eurovan campers. The under rear seat pull out drawers will not be practical either it appears, as the seat width is narrower to accommodate the behind the driver cabinetry containing the sink, stove, and refrigerator appliances. Also, one would have to cut the bottom seat frame tubing to have any depth in the drawer to make

it practical, so I guess I will just stick with the seat lifting and plastic tray storage.

New subject: Has anyone ever installed a roof air conditioner for one of these VW Westy, or, Eurovan Campers on the exterior roof cap area where the storage rack is installed directly above the driver and passenger seats? It would be a 110 Volt AC unit to be used at a campground with hookups for cooling at night when you sleep. I found on my last trip some of some 8K plus miles that it was sorely needed as I drove back to California from the Midwest in August and September. Since these rigs have the 110 volt Power Breaker in the Power Control Center (Converter) at the rear tail gate area, and duplex outlets there and in the kitchen cabinet, I would think an AC unit might be feasible to install if not too an high amperage draw, i.e. compatible with the installed breaker, electrical power already in it. It would seem it might be possible. Any experience out there with this proposal?

Last, I have to add a sequel to the article I wrote that appeared in the July-August 2004 issue of the Transporter. During my "golfing safari", I encountered a terrible pain in my stomach and after four hospitalizations, I wound up at the Mayo Clinic in Rochester, Minnesota where a second surgery there saved my life. I am doing fine now, but I just wanted to share that the bed in the Eurovan Winnie Camper turned into the perfect ambulance transport for me. Something I never suspected it would ever be utilized as. A very grateful VW Eurovan Camper owner.

WARREN K. GOETZE,
LCDR, USN (Ret.) 619-216-4954
mrhionlife@earthlink.net.

Hi Warren,

Yes, you are right, my cabinet modifications were designed for the Westfalia MV poptop version of the Eurovan. It seems to me that he Winnebago Eurovan had plenty of storage space. But judging by your letter, perhaps that is not the case. Maybe one of our members had some ideas for you concerning the Winne conversion.

I saw several people that used to install air conditioners in their buses. One person used to have a small A/C unit installed in the back window of his bus. A group of Texans were seen with A/C units sitting on the top of the luggage racks of their buses and vented through the screen windows of the poptop. Unfortunately, the angle of the open poptop roof would prohibit the use of a RV roof mounted A/C unit there, plus the weight might be too much to lift.

Glad to here you survived your recent surgery. In Europe and around the world, a lot of places used the bus as an ambulance. -Jim

Hi Jim,

What a great pleasure it was to read about the latest LiMBO edition! I'm so glad that you have found the right cabinet maker, Ron. Just reading about it makes me go back to my 66 camper, which I added and changed many items and continued on 78. It's so great to know somebody like you and Ron when it comes to interior of the one and only Westfalia. Keep the good work! Cheers!

George, via email.

This was in the 10-15-04 Connecticut Post. Syndicated car talk columnists who were not kind to the bus. If anyone wants to email responses The "Car Talk" Web site is "http://www.cartalk.com" -Bill Conroy

Car Talk: VW Bus may be a lot of fun, but it's deadly

By TOM AND RAY MAGLIOZZI

Dear Tom and Ray: My 20-year-old daughter, who drives my old, safe 1994 Volvo 960, has informed me that she just bought a 1970 Volkswagen Bus to take camping. It has a picture of the "Purple Rain" album cover airbrushed on the back. She has a good job, and she paid for it with her own money. She attends the Colorado School of Mines, majoring in environmental chemistry, and she usually makes good decisions.

However, I'm concerned about this one. My first concern is safety. My second is that the painting on the back could be a police magnet. Because I am a child of the '60s and '70s myself, my arguments against this "lifestyle vehicle" don't carry much weight with her.

Can you give me some good arguments as to why this purchase might be dangerous and/or stupid? -- Judy

Tom: Sure! This is the easiest question we've seen all week, Judy.

Ray: As much fun as this VW Bus might seem, it's really quite a deadly vehicle.

Tom: The problem is that in an accident, your knees are your first line of defense. You sit right up at the front of this vehicle, with your legs right behind that big VW emblem between the headlights. So, if you hit anything head-on, or get hit by another vehicle, you'll spend the rest of your life in a motorized wheelchair, which you'll operate with your tongue. If you're lucky.

Ray: The other problem is that they handle terribly, which increases the likelihood of an accident. A medium-size gust of wind is enough to blow this vehicle into the next lane.

Tom: On the plus side, they're a hell of a lot of fun, aren't they? And cool-looking, too! They take you back to a more carefree era ... when maintaining the use of your legs wasn't on your priority list. You remember those days, right, Judy?

Ray: If I were you, Judy, I would just ask your daughter to restrict the VW Bus to local trips. Ask her to stay off the highways and stick to roads where the speeds are, say, below 40 mph. It doesn't guarantee that she'll be safe, but it'll certainly improve her chances.

Tom: Since she's obviously a smart kid, she might discover on her own that she feels quite unsafe driving this rig. She might get tired of the buckboard ride, the swaying around in the wind and the dearth of heat in the winter.

Ray: And the old-car smell.

Tom: But she's obviously rebelling a bit. I mean, you can't find two more disparate vehicles than a Volvo 960 and a VW Bus. So, I'm guessing she's feeling the need to break out of the "mom-mobile" and make her own statement. And you're going to have to accept that.

Ray: If you're really desperately worried about her, Judy, offer to help her sell both of her current vehicles and buy a brand-new Honda Element. That's today's modern, safer version of the VW Bus: a cheap, versatile, funky recreational vehicle. And I'm sure that if you talk to your Honda dealer, you can get the "Purple Rain" cover airbrushed on the back. Good luck, Judy.

Submissions wanted!!

We're looking for newsletter material!! No matter how trivial you think it is, its worth considering for newsletter submission. Travel story? Technical concern. Found a new place to camp? We want to know! No article too small, no submissions rejected. Submission is as easy as an email or Type it up on your 1945 Underwood, no material rejected. This your club, get involved. Send material to: **LiMBO 34 Summer St., Adams, MA 01220** or Email: **LiMBO@bcn.net** or **LiMBO@LiMBObus.org**

BOSTON ENGINE

(508)653-7229

www.bostonengine.com

Rebuilt Air and Water Cooled Engines
Parts and Machine Shop Service
Customer Tech Support
30 Years Experience
Bob Donalds

Transporterfest/Volkswagen Day 2004

By Stan Wohlfarth

The 19th annual Transporterfest was held on Sunday, Sept. 26th on the beautiful grounds of the Larz Anderson Auto Museum in Brookline, MA (Boston area). The weather was superb and lots of unique Volkswagens turned out for the event. There were 92 total VWs on the museum grounds which includes:

12 Split Window Buses

19 Bay Window Buses

20 Vanagons

3 EuroVans

7 early Beetles (1943-67)

14 late Beetles/Ghias/Things (1968-1979)

10 water-cooled

7 unregistered (non-show participants and vendors)

We had 12 vehicles show up for our Saturday night camp-out at Crystal Springs campground in Bolton, MA. The campground had a free pizza dinner and Eric Lindskog cooked up several racks of tasty ribs so we could eat them at the show the next day. Thanks Eric! They were very delicious, especially the first ones that came off the grill around 11:30pm Sat. night. We also had musical entertainment by the campfire, provided by Jim Phillips, Scott Castle and Chris Tobey. I heard these guys playing until 3:30 am, apparently the campground doesn't enforce any quiet hours. I also learned that the campground is/has been sold, so we will have to find a new camping location for next year.

But onto the show, which was the biggest one in recent memory. This year we had event T-shirts for the first time and they were good sellers. We also had FREE used parts vending in an effort to attract more vendors. It worked and we hope to add more vendors as the event continues to grow.

This year we also had a good showing of non-buses (35) and a couple vehicles stand out in my memory. The 1977 Lime Green standard bug of Ed and Ellen Waters really caught my eye when I read "700 original miles" on their window display. Sure enough the odometer read something like 000763! They even drove the car about 60 miles to the show (I feel honored). Apparently they bought this car via eBay from a VW dealership in Van Wert, Ohio that must have stored it since new. When they bought it, there were only 96 miles on the odo. What a perfect example of a very original car. There was also the very nicely restored '57 convertible that Elton McCausland brought out late in the day and the crowds were flocking to see this beauty.

Of course there were numerous examples really nice Buses, Vanagons and EuroVans. Class and people's choice winners are listed:

Transporter (1950-1967)

1st place: Scott Castle, 1965 Westfalia (this bus sees lots of miles, is camped in regularly and still shows very well)

2nd place: Joe Clark, 1966 Deluxe (first time at the T'fest, very original and for sale, \$12k)

3rd place: Chris Tobey, 1954 Deluxe (the one "Barndoor" that we see on a regular basis in the Northeast)

Transporter (1968-1979)

1st place: Jamie McMahan, 1973 Westfalia (all original with 55k miles)

2nd place: Bill Giroux, 1970 Westfalia hardtop (all original weekender model)

3rd place: Peter and Diane King, 1976 Westfalia (had a nice custom-made Westy table holder on the vehicle jack)

Transporter (1980-1991)

1st place: Ron Lichtenstein, 1991 Westfalia (white and very clean)

2nd place: Wes Verkaart, 1985 Westfalia (dark blue)

3rd place: Mark Rogers, 1989 Westfalia (red metallic)

Transporter (1992-2003)

1st place: Jim DiGennaro, 1993 Camper (custom cabinets by Ron Maxon, VW DJ extraordinaire)

2nd place: Gene Byers, 2003 (bright blue)

Longest Distance traveled:

George and Joann Greenberg, '89 TIICO engine Westfalia, 1060 miles, GA

Most Rust:

Matt Billey, '64 Kombi E-Z camper, with custom emblem, CT

Oiliest Engine and "You Drove Here in THAT!":

Jeremy Clayton, '66 Microbus, CT

It seemed as though everyone had a good time with plenty of food available and great raffle prizes. Special thanks to George Bossart of NEATO, Mike Guilfoil of LiMBO, Peter Cook of the BSVWOC and our various judges (previous class winners) who all helped make this a successful event. Be sure to remember this event for late September, 2005. And thanks to everyone who made it to the camp-out and the show.

Finding Wendy by Bill Dummitt

Back in the fall of 1997, I was looking for a VW camper project for the winter. I was reading the internet Vanagon list mail one afternoon, in my office, when I was supposed to be working.) Wendy Silva, of Cape Cod, posted a note about a pristine 87 camper (other than some minor front end damage) for sale near her.

I didn't know Wendy and live a long way from Cape Cod-1200 miles, to be exact. Something about this note, though, wouldn't allow me to let it go. Maybe it was the thought of a fall trip to the Cape coupled with the excitement of getting a new camper. The price was right and it sounded intriguing. I emailed Wendy and she provided the phone number of the owner. Less than an hour later, sight unseen, I owned the camper, \$4700 cash. I'd never done anything like this before. Wendy was not acquainted with the owner, so at least I had an independent verification that the camper looked good. Otherwise, I was taking a gamble.

The first obstacle was getting to Cape Cod one way, on the cheap. Southwest Airlines turned out to have a \$100 one-way flight to Providence. The owner agreed to meet me at Green Airport. I sent him the cash and a couple of weeks later arrived in Providence with a set of illegal license plates and a toolbox (back when you could carry tools on a plane) on a golden late October day. The camper was as shiny and clean as Wendy had described. Other than a ding in the front end, it looked almost new. The camping equipment still had the plastic coating and had never been used. It had 100,000 miles on it and there was evidence of a head leak, but I'd expected that. It ran like a dream. Most of its life had been spent in southern California and there wasn't a speck of rust. It was Wolfram Gray with a gray top. The seller let me stay overnight at his house the day I picked it up. The next day I met my girlfriend Bev at the airport. We took our new camper to meet Wendy, who had led us there. She was curious to see what kind of person did the sort of thing I had just done.


Wendy and her husband John greeted us like old friends and showed us wonderful hospitality. Most vehicle purchases in my life have been accompanied by considerable stress. Considering the circumstances, there was reason to expect this one to be even more so. Instead, this

one was more like taking a vacation. We spent a pleasant weekend on the Cape, checking out our new purchase and swapping VW stories with Wendy and John. Finally we headed home with our new purchase, sorry to leave our new friends but eager to get this project started.

That winter, I started replacing things in the engine compartment, starting with head gaskets. I got the body damage fixed, replaced the clutch and water pump. The task was not without its' problems. The heads were frozen to the cylinders and I had to do a complete disassembly- at least that gave me a chance to replace rings as well as have the heads rebuilt. All through the winter, I trudged down to the garage, fired up the kerosene heater, and looked for things to fix. (They weren't hard to find.) I found a snazzy set of alloy wheels. I replaced the factory stereo. A Propex heater went under the rear seat. At the time I actually owned another Vanagon camper, but once this one was done I knew it was a keeper. The other one was sold and this one became part of the family. We named it Wendy, after the person who led us to it. The name stuck, and the camper stuck with us. It has outlasted many other vehicles. Our driveway is noted for its turnover rate, but Wendy proved to be immune.


Over the next seven years, we drove Wendy to most of the 49 states accessible by road, including a trip to Alaska that featured a transmission replacement in the Yukon Territory. On a couple of trips we returned to visit New England again, naturally with stops to visit Wendy and John on the Cape. We especially will remember the years when they sponsored Campers on Cape Cod, which we attended twice. Through the years, I've continued to tinker and improve the camper and still think it is one of the best automotive purchases I ever made. The gray upholstery still looks like new. It has won the Vanagon class at local VW shows a couple of times. Now and then we've done a roadside repair, and a time or two have thought of passing it on to another VW enthusiast. But thinking about it is as far as it goes- it still graces our driveway and takes us camping several times a year.

Lots of changes have taken place in our lives. Bev and I married a couple of years after buying the camper. Wendy and John are still our friends. It's not often you buy a vehicle and make friends at the same time, but we lucked out on both counts.



Wendy at the Grand Tetons

vintage "WE TAKE THE BUGS OUT OF YOUR BEETLE!"



Chris Braden

A.S.E. MASTER
CERTIFIED BUGMEISTER

munks

1803 Orchard Lake Road • Bloomfield, MI 48320
248-335-5424 • WEBSITE: munks.com

Rumblings from Westies at Watkins III

The first weekend in October has been the set aside for the Westies at Watkins campout held at Watkins Glen, New York. This year was the third year that the camping event was organized in collaboration with the racetrack events at Watkins Glen International Racetrack. The campout continues to improve year after year. This year, an entire section of the Watkins Glen State Park was reserved for the VW campers, away from other large motor homes but also away from electricity. We were able to be closer together and congregate around a large communal campfire.

Almost all campers made the trip on Friday which was a beautiful sunny day making the fall colors even more vibrant and distinct. The leaves were just starting to turn along with the contrast of the big blue Seneca Lake, the trip through the rolling hills provided spectacular scenery of New York's Finger Lakes region.

When we arrived at the campground, some hardy campers already had established their campsites. We were welcomed by a high flying Canadian flag at the Condelli site. We cheerfully greeted each other, glad to see Frank make this event the last stop on his six week cross-country ordeal. We quickly set up camp and gathered around the welcoming fire as the chill of the evening was setting in.

We spent the cold evening huddled around a communal campfire, enjoying the some mulled wine, compliments of Binns from Rochester. We also enjoyed stories from Frank & Rita about their adventuresome travels of the past six weeks, the friends they met along the way and attending the Burning Man Festival in the desert of Nevada. I shared stories and pictures from my recent worldly travels to Brazil, Russia and Austria. Others talked about their Diesel or Subaru engine conversions or how to cherry-out their vans. Some beautiful examples of VW vans were on hand. At my count there were 20 vans at the campground.

Examples of camper conversions from Winnebago, Westfalia, ASI Riviera and AdventureWagen. We missed any representation of any split-screen vans or last year's Rialta camper conversion.

Westies at Watkins #3 - 2004 Line up:

- 2001 Eurovan Winnebago Camper VR6 +
- 2001 a visiting local EV camper
- 1991 Vanagon Westy - (metallic Dark Blue)
- 1989 Vanagon Westy Syncro - stock (Met red)
- 1989 Vanagon Westy - (Met red)
- 1987 Vanagon Westy - (Met blue)
- 1987 Vanagon Westy - (Silver)
- 1987 AdventureWagen Syncro - Red with Subaru 2.5L
- 1987 Vanagon Westy - BostonBob (Met red)
- 1987 Vanagon Westy - (Brown)
- 1985 Vanagon Westy - (Bronze)
- 1984 Vanagon Westy - (orange with Subaru 2.2L)
- 1984 Vanagon Westy - (Yellow)
- 1984 Vanagon Westy - (Yellow)
- 1984 Vanagon Westy - (Yellow)

- 1983.5 Vanagon Westy Wolfsburg edition
- 1980 Vanagon Riviera (Yellow) with 1.6 Diesel
- 1977 Bus Westy (Orange)
- 1978 Bus Westy (Green)
- 1972 Bus Westy (White)

Joe drove out from New Jersey with his 2.5 L Subaru-powered high top Vanagon Syncro AdventureWagen camper conversion. Robert drove his 84 Vanagon Westy also converted to a Subaru 2.2 L engine. These engines sound really different than the VW power plant. Dan came to join us in this outing from Syracuse with his 80 ASI Riviera conversion. This was a test run for Dan; who had just swapped in a Quantum turbo Diesel the previous Sunday. The Browns from the Rochester area, drove only two of their vehicles from their fleet to this event. An 83.5 Wolfsburg Westy with a new paint job and a cherry 72 Westy. Moe and Donna from Jamestown NY, drove their very sharp 77 green Westy camper and enjoyed the weekend events. Frank talked about how well his BostonBob engine performed over the last 6 weeks requiring no maintenance other than an oil change.

The story telling should have been enough to make the jaunt to Watkins Glen worthwhile for all.

Like the previous years, the forecast for Saturday was overcast with chances of showers. Most of the gang took a casual hike on the Watkins Glen Gorge Trail. We were just starting our hike from camp, when it was time to put some rain slickers on. Luckily the rain did not last and the temperature was still in the 60's. The dew point was high enough that we felt as if we were in the clouds during the hike. The deep carved out gorges were spectacular with beautiful pools and waterfalls, making this a unique treasure. Ice cream was the treat for all at the top of Jacob's Ladder, at the top of the trail. We returned to from our hike to enjoy lunch back at our camp sites.

Frank had volunteered (or was coerced by me) to lead the wine tour for the afternoon. The plan was to choose four wineries on the East side of Seneca Lake. Four buses ended up heading north to the farthest winery and the group worked their way back towards camp. The first place, Wagner Vineyards, had both a winery and brew pub so the group ended up spending a lot of time there. Next, on the trip was last year's favorite, the Champagne House. At the next winery, Hazelitt 1852 Vineyards, the group was distracted by an old split window bus hiding behind one of the barns. This took the attention away from the wines for a good half hour for some pictures and complete checkout of the funky paint job. The final stop before closing

continued page 9...

SALES · SERVICE · PARTS

The Bus Co.

VOLKSWAGEN BUS SPECIALISTS
P.O. BOX 51245, SEATTLE, WA 98115
(206) 523-6525 · FAX (206) 524-8868

visit us at:
WWW.THEBUSCO.COM



LiMBO STICKERS


LiMBO Stickers are now available. Its black and White and uses the original LiMBO artwork. Its two inch in diameter and is static stick for years of use. It can be transferred to a new vehicle. Finally no more of the old logo stickers where the white background falls off. Comes to us from membership coordinator Steve Paine's Business, Cape Cod Impressions. So it has to be good. While supplies last! Price: 3.00 shipping included.

Book Deals

Dometic Vanagon Refrigerator Repair manual


LiMBO has acquired the complete repair and part number manual for the Dometic Westfalia Refrigerator, 26 photo copied pages and spiral bound. This 'unofficial' VW dealer version covers lighting propane, operation, service and troubleshooting with fully detailed pictures. Complete resource to complete all repairs. Also includes VW tech bulletins updates. Price: \$13.00 (includes shipping)

We have secured a deal with the recognized leader in Volkswagen service manuals for club members to purchase Type II, Vanagon and Eurovan manuals at a significant savings off retail price while helping the club at the same time.



Volkswagen Station Wagon/Bus Official Service Manual Type 2: 1968-1979, by Volkswagen United States. This comprehensive manual covers numerous mechanical procedures including: power-assisted disc brakes, dual carburetors, fuel

injection, suspension, transmission, and electrical troubleshooting and diagrams. It does not cover '74 and later Campmobile interior equipment. 464 pages, 753 illus./diagrams, softcover, 8-3/8" x 11"; \$34.00 (A 5.95 savings) plus \$5 shipping.



Volkswagen Vanagon Official Factory Repair Manual: 1980-1991 including Diesel, Syncro, and Camper, by Volkswagen United States. This manual is the same "professional format" supplied to authorized dealers in the U.S. and Canada. It's heavily illustrated and covers every aspect of routine maintenance and service work, including air and water-cooled engines and Westfalia campers. This one of a kind manual is the source for all your Vanagon repairs or questions. 1388 pages, 2295 illustrations, 247 pages of electrical wiring diagrams, 1216 item index, softcover, 8-1/4" x 11-5/8"; \$82.00 (A 17.95 savings) plus \$7 shipping.

LiMBO-Mart



Volkswagen EuroVan Official Factory Repair Manual: 1992-1999 This manual is the same "professional format" supplied to authorized dealers in the U.S. and Canada. It's heavily illustrated and covers every aspect of routine maintenance and service work, including Gasoline, Diesel, TDI, 5-cylinder and VR6, including Multi-Van and CV Camper. By VW of America. Two Volume set, \$155.00 (A 34.95 savings) plus \$10 shipping.


Eurovan Winnebago Repair Manual

LiMBO has also acquired the complete repair manual for the Eurovan Winnebago. 132 pages. Lots of good information to fix the Winnebago camper equipment. Including, fridge, furnace, electrical and plumbing. Only 20.00



www.limbobus.org

FRONT



BACK

LiMBO Tee shirts.

All new LiMBO logo Tee Shirts. Gray Beefy tee with black LiMBO logo on left front with 'LiMBO Diner' artwork by Chris Brown on back. (as Pictured) Sizes Large through Double Xtra Large. Price: 16.50 (12.00 plus 4.50 shipping) Specify size when ordering.

Send Check or Money Order to:
LiMBO-mart
C/O Nevin Lescher
295 Reed Ave
Windor Locks, CT 06096

Can also be purchased through our Website
www.bcn.net/~limbo/generalstore.html

MAKES GREAT CHRISTMAS GIFTS
Order Early to ensure a Christmas delivery.

....continued from page 7

time was Catherine's Winery and then back to camp for dinner.

For those who stayed at the camp, the first annual bluegrass festival was held in the recreational pavilion right by our campsites. It was very cool and the musicians sounded great. Those dark grey clouds returned just about dinner time as an uninvited guest.

After dinner we were quick to get another group campfire going. It was time for discussing the rules of the track events for Sunday and some door prizes. Everyone was a winner thanks to some great donations by some favorite VW merchants: GoWesty, MidAmerica Motorworks, Condelli and Associates, plus some choice gifts donated by the Central NY VW club.

Thank you all for creating a great atmosphere.

More Volks tales were told about previous campouts and about upcoming events while enjoying more hot mulled wine, with folk songs entertaining us, compliments of Dave and Helga, until the wee hours. There's nothing better than a bunch of VW nuts around a campfire with mulled wine on hand !

Sunday morning we broke camp, under a glorious sunny skies. Around 11 o'clock 16 of us gathered for the parade from our camp to the Watkins Glen International Race Course. Once again, as in previous years, for a small track fee, we were given the opportunity to drive their vans around the track for a few laps. We stopped for group pictures and we arrived at the race track around 11:30. We met up with the Finger Lakes Region VW Club (FLRVWC) from Rochester who had sponsored the racetrack events. We patiently waited at the gates for our turn on the track. The BMW racing club was on the track practicing their moves. We took some more great pictures against the fall colors of the area with the rumbling sounds of the BMWs going around the track. We absolutely lucked out again with a beautiful sunny day although a bit cool. About 12:15 we are ushered out onto the track. We made about three laps on the racetrack and were all pulled in by the track officials. In the previous years we were allowed a bit more laps and time on the track, so everyone was upset. Unfortunately an argument arose between the club members and the track officials. So much for racing the buses at the Glen this year but it was still a hoot for everyone who did enjoy the few laps we did get.

We will keep your posted for next year's events. Until then look for pictures at the LiMBO web site and at the FLRVW Club web site.

<http://www.limbobus.org>

<http://www.flrvwc.com>

Cheers,

Joel Cort

89 Syncro Westy

Rochester, NY

Western NY LiMBO representative and member of the FLRVW Club.

Welcome New Members!

by Steve Paine

Scott Albert, West Hartford, CT

Peter Buehler, Roslindale, MA

Richard Green, Tuba City, AZ

Dave Hamann, Grants Pass, OR ('70 Deluxe)

Peter & Diane King, Bedford, MA ('76 Westy)

Phil Lawlor, Stamford, CT

Eric Lindskog, North Chelmsford, MA

Patty Mason, Porterville, CA ('77 Pop-top Campmobile)

Terry Mason, Decatur, IL ('70 Westfalia & '73 hardtop camper parts bus)

Shawn Matthew, Columbus, NC

Michael O'Reily, Saint Louis, MO ('88 Vanagon)

Kimball Petty, Little Deer Isle, ME ('84 Westy)

David Rousseau, Longmont, CO

Sandy Riley, Pt. Pleasant, NJ

Elmer Siegel, Tucson, AZ (EuroVan)



STEBRO/Vanagon Stainless Steel Exhaust Systems

Stainless Steel mufflers for all Vanagons
with 2.1 litre waterboxer engines
both 2WD & Syncro models

Frank Condelli & Associates

RR #2 Almonte, ON, Canada, KOA 1AO
phone: 613-256-6763 email: Fkc43@aol.com
web: frankcondelli.com
toll free order line: 888-878-3276

Member: LiMBO - IWCCC - Capital City VW - Vanagon List



Marty's VW Service

Sales and Service
New and Used Parts

VW Wrecks Bought and Sold

203 Center Street
New Milford, NJ

Fax: (201) 261-7474
(201) 261-4244

coming events

Coming Events is the place to get your bus or VW related event listed! Please send the vital stats: date, time, location, activities, costs, and contact person/phone number or address. Plan ahead and list your event **early** for maximum participation.

Send to: *Coming Events*,
c/o **Amy & Bill Monk**
3 Oak Street
Mystic, CT 06355
EMail: wmonk@snet.net

or
LIMBO@bcn.net

Remember, participation in any LiMBO event or activity is strictly voluntary and at one's own risk.

2005

January 16th LiMBO annual meeting. Shrewsbury, MA. Make plans to attend the LiMBO annual meeting. Discussions will be held on the future of the club and the direction it should take in the coming year. Can't make it but you have a comment, idea, problem that needs attention or show event, email or write us. This is your club, get involved. We'll try to have a internet chat room set up at the meeting for those who cannot make it in person. For info call **413-743-1814** or email: limbo@limbobus.org. SMail: LiMBO Annual Meeting C/O Dale Ward 9 Golden Hill Ave, Shrewsbury, MA 01545

LiMBO ADS

To advertise in *The Transporter* please contact Stan Wohlfarth, 29 Woodland Rd. Wayland, MA 01778 stan.wohlfarth@bentleypublishers.com
Advertising rates for 2004:

Business card ads:
\$15 per issue or \$75 per year newsletter only

\$25 on website per year

\$25 in TTT

Combo's can also be done, contact Stan for more info

(Members are allowed one free business card ad per year, please send all ads to above address.)

For quarter or half page Ads or inserted flyers (Customer supplies 800 copies of flyer), contact Stan (see above)

July 15 - 17th (Fri-Sun) West River Westies: Bald Mountain Campground in Townshend, Vermont A couple of events will take place here including a new competitive game for children and adults alike. It comes to West River Westies from Cincinnati, Ohio and will be introduced here in the Northeast as "The LiMBO Cornhole Toss". We're sure you will enjoy this one and it will take your mind off any problems you may have with your Bus. 65 sites available now with water and electric hookup. Call BMC for reservations at 1-802-365-7510

2005 LiMBO Folding party dates:

All date Tentative, Location TBA(maybe your house)
More info as we get closer to the date.

January-February issue: January 30th
March-April issue April 3rd
May-June issue: May 22nd
July-Aug: July 31st
September-October: Oct 2nd
November-December: November 20th

Specializing in Volkswagen Parts and Repair

HOURS
M-F 7:30 - 5:00
SAT 9:00 - 12:00



Master Card
Visa
Discover
ACCEPTED

Auto Parts & Service

622 Union Street ~ West Springfield, MA
413.736.3278

508-647-9749



Greg's Repair Service

Volkswagen Restoration / Repair
Service of all Volkswagen / Audi Cars

GREGORY S. MALANY

47 B Summer Street
Natick, MA 01760

Midwest Scene

SEEN AT BUS EVENTS-

BILL DUMMITT
ST. LOUIS

SOMETIMES VEHICLES SHOW UP THAT AREN'T VW BUSES OR VANAGONS, BUT ARE INTRIGUING NONETHELESS. THESE TWO WERE SEEN RECENTLY AT INDIGIBUS, AN EVENT IN SOUTHERN MISSOURI. NOT A LIMBO EVENT, BUT A GOOD ONE SPONSORED BY OUR FRIENDS AT THE FULL MOON BUS CLUB. IT IS HELD AT PHOENIX RANCH, A SPECTACULAR SETTING ON PRIVATE LAND ON THE REMOTE JACK'S FORK RIVER.



WHEN I SAW THE BEETLE-BASED MOTORHOME I THOUGHT IT WAS OWNER BUILT, BUT IT TURNED OUT TO BE A COMMERCIAL PRODUCT, MARKETED IN CALIFORNIA (IN VERY SMALL NUMBERS) DURING THE 1974 OIL EMBARGO. A FAMILY OF 3 BROUGHT IT AND ALL SLEPT IN IT.

THE AMAZING VEGGIE BUS WAS OWNER-BUILT ON A FORD BUS CHASSIS. THE OWNERS, A FAMILY FROM SPRINGFIELD, MO, FUEL IT ALMOST ENTIRELY WITH VEGETABLE OIL SCAVENGED FROM RESTAURANTS. THEY ONLY USE COMMERCIAL DIESEL FUEL FOR A FEW MINUTES AT STARTUP AND SHUTDOWN.



NIVAS VW FEST BY JERRY SPELLMAN

ONCE AGAIN, WITH THE HELP OF ANDERSON VOLKSWAGEN IN CRYSTAL LAKE, ILLINOIS, AND VOLUNTEERS FROM NORTHEASTERN ILLINOIS VOLKSWAGEN ASSOCIATION (NIVA), THE ANNUAL VW FEST CLOSED OUT THE SUMMER SHOWS HERE IN THE MIDWEST. OVER 135 AIR-COOLED AND WATER-COOLED CARS ENTERED COMPETITION FOR 3 TOP PLACES IN 20 CLASSES. THE CARS ARRANGED IN BRIGHT SUNSHINE DISPLAYED A RIOT OF COLORS, A FEAST FOR EYES, AND A CAUSE OF NOSTALGIA.

THE AIR-COOLED ENTRANTS FROM SPLIT WINDOW BEETLES TO THE LAST OF THE MEXICAN BEETLES WITH NEARLY EVERY MUTATION BETWEEN – CONVERTIBLES, GHIAS, TYPE IIIS, THINGS, DUNEBUGGYS, AND OF COURSE THREE GENERATIONS OF BUSES – WERE PROUDLY SHOWN. NEARLY EVERY STYLE OF WATER-COOLED FROM RABBITS TO THE LATEST NEW BEETLES – CORRADOS, SCIROCCOS, PASSATS, QUANTUMS, JETTAS, GOLFS – WERE PROUDLY IN POSITION AS WELL. PORSCHEs, “HOMEBUILTS”, AND A BRADLEY WERE FOUND IN THE SPECIAL INTEREST CLASS.

SELLERS OF TOYS, HATS, TEES, NEW PARTS, OLD PARTS, PIZZAS WERE IN SUFFICIENT ABUNDANCE TO OCCUPY THE PARTICIPANTS AND SPECTATORS FOR A LONG TIME. A DISC JOCKEY PROVIDED BACKGROUND MUSIC AND ANNOUNCEMENTS. MEMBERS OF SEVERAL CLUBS SHARED TIPS, SECRETS, EXPERIENCES, AND PROBLEMS WITH ONE ANOTHER. A 50/50 RAFFLE TO BENEFIT CONQUERING PANCREATIC CANCER FINISHED OFF THE DAY'S ACTIVITIES.

EVERY YEAR THE LAY OF THE LAND AT THE ANDERSON VW DEALERSHIP HAS MODIFICATIONS. NEXT YEAR IT WILL BE DIFFERENT AGAIN, BUT YOU CAN COUNT ON NIVA TO PRESENT A STABLE, SMOOTHLY RUN SHOW.

SUPPORT THOSE LOCAL SHOWS FAR AND NEAR!
PEACE

The Swap Area

Club members may submit as many Available or Wanted ads as they would like for no charge. All entries must be written out as you would like them to appear in the newsletter and re-submitted for each issue they will appear in. **Repeat ads** are subject to editorial considerations and are not recommended. Include a name, state, address or telephone number. Remember, there's probably someone out there who has what you want or wants what you have! Please limit ads to less than 100 words.

Submit ads TO:

LiMBO Classifieds

c/o: Bill & Amy Monk

3 Oak Street

Mystic, CT 06355

wmonk@snet.net

Submit ads Via the Internet:

<http://www.bcn.net/~limbo/classifiedform.htm>

AVAILABLE: '71 7-passenger White over sierra yellow. AM/FM. Bumper hitch. Car top carrier. Generally good condition overall. Asking \$2,500; price includes complete spare engine of unknown provenance, rough titled rolling parts car and/or all the loose parts there in and two new West Coast Metric front door window scraper and vent seal kits. John (703) 759-5547.(VA) Email: kzehner@erols.com.

AVAILABLE: '95 Eurovan Camper. 58K original miles. Like new with many extras, middle seat, roll top awning, etc. I won't give it away, but will entertain realistic offers. Bob (413) 525-2553 (MA) Email: dunweed22@aol.com

AVAILABLE:'86 Syncro Westfalia. Van that thinks it's a S.U.V. Good condition, new clutch, new heads, trans rebuilt, s.s. muffler, awning and bra. I don't want to sell, but I have a progressive medical condition and need a camper with and auto trans. \$12,000 Donald (610)865-1714 (PA) Email: donal@entermail.net

AVAILABLE: 90 Vanagon. A/T, PS, PW, PM, A/C (needs compressor). 7 passenger w/fold out bed. Bordeaux red. Big bumpers, ground effects. 98K on chassis, about 30K on engine. Runs good. Good second car or commuter vehicle. Asking 2500. Call Jim 413-743-1814 or email limbo@bcn.net (MA)

AVAILABLE:'78 Westfalia AVP rebuild with less than 10,000 miles, installed at same time, all new injectors, fuel lines, tank steamed and lined. 8 ply continentals, white line sway bars, NOS vw heater boxes,new muffler, all new front suspension (ball joints, tire rods,STEERING BOX, etc) new three window canvas, deep cycle battery, drive anywhere right now. Runs perfect and handles great. Starting to show rust in rockers, but have over 1,500.00 worth of NOS panels,german seals,lenses to make perfect or sell and drive bus as is. \$5,000 for all Bill (860) 572-2006 (CT) Email: wmonk@snet.net

AVAILABLE: 2.1 motor with 103,000 miles. Runs great in vehicle now. Can be driven and checked for leaks compression etc. Will sell complete with wire harness (has vw syndrome cable), ecu, flywheel and AFM. Must pick up in Mystic, CT or meet me somewhere half way. Pulling for tiico install. \$650.00/offer. Bill (860) 572-2006 (CT) Email: wmonk@snet.net

LiMBO-Mart Special Sale!!

We still have an NOS stash of LiMBO tee's and we're offering them at a reduce price.

NEW LOWER PRICE \$8.00!!

What's left now of the old stock is:

Limbo Diner (Just like new ones only less Web URL)
Mfg - Fruit of the Loom, "Best"

(1) XXL Ash

(1) L White

(1) XXL Dark Gray

"I'm in Limbo" w/ large Limbo Logo on front

Mfg - Fruit of the Loom, "Best"

1 Navy Large

2 Black X Large

1 Black Large

Makes a great Christmas gift

Inventory Clearance Sale Price \$8.00 plus 4.50

Shipping and Handling.

Send Check or Money Order to:

LiMBO-mart tee-sale

C/O Nevin Lescher

295 Reed Ave

Windor Locks, CT 06096

What's in a Glove compartment....

On a recent trip to Maine and on the return trip home the glove compartment would not stay closed. The late model Vanagon's have a fairly large capacity compartment, however, to conform to the contour of the dash board it is designed with a wide opening at the top and tapers down to about 2" at the bottom. What this design does is let the smaller items settle to the bottom while larger items remain near the top.

When we got home from the trip I emptied everything out of the compartment and even removed the box from its hinged bracket. Following instructions in the Bentley Volkswagen Vanagon Service Manual shown in section 70.6, I started the removal operation. Well, that ain't the way the thing comes out. There are two molded hooks on either side of the box. Bend each one slightly toward the center of the box to release the box at the top and it will swing down to a position that the molded pivot pins at the bottom can slip out of the metal bracket fastened to the firewall. Do this by carefully shifting the box to the left until the pins are free of the bracket. The picture in the Bentley book (70-059) is incorrect. Now you can thoroughly clean the interior of the box and wipe the accumulated layers of dirt off the firewall behind the compartment. Reinstall in reverse order.

Next I inventoried what was removed to figure out just what essentials should be put back in. Incidentally, I think the nomenclature "Glove Compartment" should be changed to "Catch All Compartment" or "Place where you put things you don't know where else to put". I found no gloves in my box and I don't think I could even get a pair to fit in its previous saturated condition.

Well, here's what came out, some of which must have been there for a decade or more. The list is not necessarily the order in which they were removed.

16 Pencils, 2 of which were unsharpened and 2 more that were stuck in the foam pad at the bottom.

14 Ball point pens, most of which would not write

2 Anti Fog cloths

1 Plastic Hooded Poncho

12 assorted packets of Wash & Wipes

6 Paper Clips

1 Cell Phone Charger Cord

1 10" Hunting Knife (sheathed)

1 Butane Lighter

1 strange Spanner Wrench (later found out it's a special wrench for the stove burner)

Also stuck in the foam pad on the bottom.

1 Mini Screw Driver

4 Combs

1 Small Tape Measure

1 Manual Tire Pressure Gage

1 Digital Tire Pressure Gage

1 Multi Tool Utility Knife

1 Sample Packet of ArmorAll

1 Deck of Playing Cards

1 Cork Screw

1 Zip-lock bag filled with Q-Tips

1 Pack of Matches

1 Adjustable Strap

1 Pair of Sun Glasses

2 Vinyl Wallets with VW Vanagon Owners Manuals and Westfalia Camper Equipment

1/2 Pack Spearmint Gum

3 Gum Wrappers

2 Crumpled Foil Gum Wrappers

6 Very sticky M&M's

5 misc. Screws

1 Tire Valve Cap

Several Fly and Mosquito Carcasses

9 Cents in corroded change welded to the M&M's

Lots of Dust

You can now see why the box was overloaded and why it wouldn't stay closed. By carefully selecting what should really be stored in it, the box was reloaded and believe it or not it stays shut. Before reloading a new piece of felt pad was cut to fit the bottom and glued in place. It really didn't need to be glued as the old pad was so sticky the new one stuck perfectly on top of it. -Nevin Lescher

PORBUG
George

820 S. Charlestown
Seattle, Washington 98108
(206) 621-0833



Independent Repair of Porsche & VW air & water-cooled

LOCAL REPRESENTATIVES AND SPECIALISTS

Attention LiMBO members:

Local reps are out there to gather articles and input from other club members in their area, organize local get-togethers, meets, caravans, and recruit new members from their part of the world. LiMBO is here to support them any way we can and there by strengthen the club. Remember this is your club too!!

If you see a local rep for your area, or a specialist you would like to contact, please feel free to get in touch with them. If you don't see a local rep for your area and would like to become one, or to become a specialist, let me know at my address on page 2. Thanks

-Kevin Kruger

Brad Johnson

645 "E" St. SE
Washington, DC 20003-2716
202-543-4123

EuroVan Specialist

Jim DiGennaro

34 Summer St
Adams, MA 01220
413-743-1814
(Grumpy after 10pm)

Steve Paine

13 Cobblestone Rd.
Barnstable, MA 02630
508-362-9877

Pam Browning

RFD 52 Skiff Ave
Vineyard Haven, MA 02568
508-362-9877

Glen Smith

"Buses near the Bay"
30089 Hickory Dr.
Mechanicsville, MD 20659
301-884-5461.

Todd Olson

7511 Sunfish Dr. NE
Rockford, MI 49341-9051
616-874-5536
todd.olson@charter.net
www.busesbythebeach.com

Fred Garnes

28042 Randolph Rd.
Detroit Lakes, MN 56501
218-847-3973
fcgarnes@yahoo.com

Bill Bowman

"Buses by the Arch"
1514 Wild Goose Run
St. Charles, MO 63303
314-949-2455

Brian Davis

245 Buck Jones Rd
Raleigh, NC 27606
KRF7807@aol.com

Ron and Becky Maxon

The Bus Guild
"Westies in the Woods"
591 Hickory St.
Westwood, NJ 07675
201-358-9169

Dennis Haynes

970 Smithtown Ave.
Bohemia, NY 11716
516-563-8248

Joel Cort

"Westies at Watkins"
5 Hunters Drive North
Fairport, NY 14450
585-377-4161
jcort@rochester.rr.com

Andrea Rasso

35 Sharp St.
Patchogue, NY 11772
arasso@yahoo.com

Peter Sottnik

300 N. Gardenia Ave.
Broken Arrow, OK 74014
918-355-1928 or 258-1401

David Schneider

12770 Maxfield Creek Rd
Monmouth, OR 97361-9516
503-838-5672
drj_schneider@msn.com

Alan Zimmerman

40 Wooldtown Rd.
Wernersville, PA 19565
610-678-0555.

John Hamill

John's Car Corner
Rte. 5, Box 85
Westminster, VT 05158
802-722-3180

Ken Madson

7010 Woodlawn NE
Seattle, WA 98115
206-523-6525

Karl Bloss

21 Saint Andrews Dr
Hurricane, WV 25526
304-760-2115
kbloss@charter.net
www.vwwwv.org

CANADA

Frank Condelli

RR#2
1873 Concession #8
Almonte, Ontario, Canada
KOA 1AO
613-256-6763
www.busfusion.com
fkc@aol.com

....continued from page 2

have put together something about getting ready for winter for this issue.

You know what, I'll make it an assignment for everyone. Send me something for the next issue that you do to get ready for winter. I'll print it in the January issue. <LiMBO@bcn.net> or S-mail **LiMBO newsletter C/O Jim DiGennaro 34 Summer St. Adams, MA 01220.**

Last issue I put the call out for volunteers to be regular columnist for their particular area of the country. Well, so far only one person has stepped up. Bill Dummitt of St. Louis, MO has volunteered to be a regular contributor. He sent me two stories, one about him finding his bus and one about some cool vehicles he came across at a recent VW meet. Also, there is a story from Jerry Spellman. Jerry has been a regular contributor here for years, while he didn't officially say he wanted to be a associate editor, I've included him on the 'Midwest scene' column on page 11. Jerry, your photos didn't get printed because they didn't come out well. We'll work in it next time.

We're still looking for regular contributors, wether it be as a columnist or for a one time or semi-regular contribution. So don't be afraid to send something in. Use the address I previously printed.

Nevin Lescher sent in a little story about the stuff he found in the bottom of his glove compartment. Check out what he found on page 13. I found a few of the same things in my glove box. I also have a huge pile of Burger King and McDonalds napkins, a couple of ketchup packets and several dead pens.

Available or Wanted submission:

As a member of LiMBO you are entitled to a free classified ad each month. Try to make it 100 words or less, written legibly with any abbreviations that can be made (i.e. 147k mi., trans., Westy, PS, PB, A/C, etc.) Include a price if possible, your name, phone #, e-mail(if appl.) and state and be sure to mail it in time a for the next newsletter submission deadline indicated on page 2 of this issue.

Send to: **Transporter Classifieds, 3 Oak St, Mystic, CT 06355 wmonk@snet.net**
or via the Web: **http://www.bcn.net/~limbo/classifiedform.htm**

Name	State or (optional) address
Phone ()	E-mail

Western New York Rep Joel Cort, put together a story about his third annual Westies at Watkins Glenn. Check it out on page seven. Joel, I had a similar problem with your photos as I did with Jerry's. Sorry no photos.

El' Presidente' Stanagon Wohlfarth put together a story about the recent Transporterfest/ VW day held at the Museum of Transportation in Brookline, MA. Check out the story on page five and the photos on the back page.

So what did you think of the photos on the back page of the last newsletter? I thought it was funny myself. Kevin Norton took the photo of me at a rest stop when we were traveling to the Bug Out in Manassas, VA in the spring of 1990. Apparently, I said if he was going to take a photo of my bus, then I was going to be in it. He found that photo last June and presented me with a copy at the Litchfield Bug-In. I remember that young kid, I wonder what happen to him. Oh yeah, he got married had two kids and bought a house. Now, he's an middle aged man living in Western Mass, working at a VW dealership. =0 How time flies.

If you have something similar you would like to send in. Please send it along. I'd be happy to print it. In fact, I print almost everything that is submitted. Send in anything VW related to the Adams address in this article or on page 2.

That's about it for now, go on enjoy your 'Thanks-giving turkey coma' and have a safe and wonderful holiday season. We'll talk to you again next year. -Jim D.

*Happy Holidays
from all of us here at LiMBO*

Parting Shots...

More views from
Transporterfest/VW day.
by Stan Wohlfarth

